



# NOVO

Building Products

**STOCKING DOOR SELECTIONS GUIDE**  
**DALLAS DISTRIBUTION CENTER**



## Quality, Style, Value.

NOVO carries a wide selection of styles and sizes of interior doors, both ready to stain or paint. The quality, style, and value, we strive to deliver:

---

### Frameport® HDF (High Density Fiberboard) Shaker Doors . . . . . 4-6

The top and bottom of every slab door is factory-sealed with two coats of UV Activated polyacrylic varnish. Stiles are engineered to eliminate warp and feature solid wood 5/8" Edge Bands for trimming & sizing. Panels and insides of stiles & rails are primed prior to assembly. FSC Certified Forest and Factory.

Shaker Craftsman Doors . . . . . 5  
 Shaker Privacy Doors . . . . . 6



### Frameport® Interior Pine Doors . . . . . 5

Our Vertical Grain Pine door is loaded with features, advantages and benefits that make it the best pine door available in the industry. With a selection that includes: paneled doors, lited doors, bifolds and louvered doors we've got you covered on all applications.

Louvered Pine Doors . . . . . 8  
 Traditional Raised Panel Doors . . . . . 9-10  
 2-Panel Shaker Doors . . . . . 10  
 True Divided Lite Doors | V-Groove Glass Doors . . . . . 11  
 Single Lite Doors | Pantry & Laundry Doors . . . . . 12

---

### Trimlite® Doors: Shaker Primed Stiles . . . . . 13-16

These doors are factory primed and ready for paint. Trimlite Shaker Doors have structural particle board style and rail with a hot pressed MDF overlay. Let Trimlite help you create an interior look that will be a true reflection of your taste.

1 & 2-Panel Shaker Doors . . . . . 14  
 3-Panel Shaker Doors . . . . . 15  
 5 & 6-Panel Shaker Doors . . . . . 16

---

### French Doors . . . . . 17-20

These doors are factory primed and ready for paint. Trimlite French doors have structural finger joint wood core with a hot pressed MDF overlay. French doors available in True Divided Lite or Grooved Glass Panels.

French Doors . . . . . 19  
 Grooved Glass Doors . . . . . 20



# Doors Selection Guide | Interior Doors



## Knotty Alder Doors . . . . . 21-24

Our Knotty Alder door is a perfect combination of beauty and quality unmatched in the market by any other door. Our selection includes: paneled doors, lited doors, open rim and a large selection of accessories to design your own unique look.

Arch Top Doors . . . . .	21
Square Top Doors . . . . .	22
Full Lite Doors . . . . .	23
Craftsman Doors . . . . .	24



## Fir Grained Doors . . . . . 25-28

Our Fir door is manufactured with unsurpassed craftsmanship by Rogue Valley Door Co. With the industry's best warranty, thickest veneer options and the finest grade materials harvested for door construction there simply is no better door available on the market. Our selection includes: paneled doors, lited doors in divided and one light - Low-E and single glazed.

Divided Lite Doors . . . . .	26
1-Lite Doors . . . . .	27
Contemporary 5-Lite Doors . . . . .	28
Traditional 6-Panel Doors   2-Panel Sash Door . . . . .	28

# Doors Selection Guide | Exterior Doors

## Fiberglass Exterior Doors . . . . . 29-38



Plastpro fiberglass doors offer the beauty and versatility of wood doors, but require less maintenance and have a longer lifespan. Our fiberglass doors are the best solution and are not susceptible to weather damage, require less maintenance, and offer higher performance ratings. We've introduced the first door with composite stiles and rails, HydroShield technology, and composite Polyfiber (PF) Frames to the industry. Our doors feature a full length LVL block that provides stronger rigidity. We carry a wide variety of designs, sizes, and styles that are bound to complement everyone's home.

Nova 90 Full Lite Low-E Doors . . . . .	30	3/4 Top Smooth	
Nova 3/4 Lite Low-E Doors . . . . .	31	2-Panel Doors . . . . .	34
Nova 90 Low-E		Square Top 2-Panel Doors . . . . .	35
Internal MiniBlind Doors . . . . .	32	Arch Top 2-Panel Doors . . . . .	35
Oak Grain 6 & 2-Panel		Shaker Fir Grain	
Traditional Doors . . . . .	33	Series Doors . . . . .	36
White Oak Grain 6-Panel		Shaker Smooth	
Traditional Doors . . . . .	33	Series Doors . . . . .	37
Smooth 6-Panel Doors . . . . .	34		

## Plastpro Flush Doors . . . . . 39

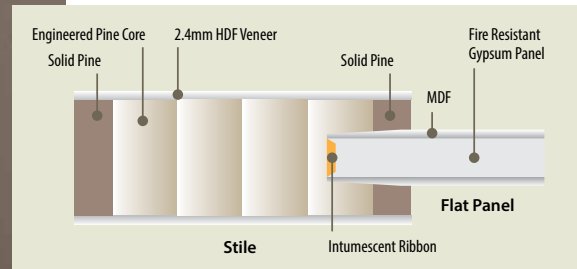


## Shaker 20 Minute Fire Doors:

•Frameport 20 Minute Fire Door Slabs are certified through Intertek's Building Products Certification Program as compliant with UL 10C Standard for Positive Pressure Fire Tests of Door Assemblies.



•Flat Panel Doors are listed with Intertek under Spec # 51014.



•All Frameport Fire Doors are constructed with fire-resistant gypsum panels & intumescent ribbon to seal joints when exposed to open flame.

•1-3/4" thickness.

•Can be constructed up to 96" tall and 36" wide.

•Square sticking.

•Per NFPA 80 Standard for Fire Doors and Other Opening Protectives, maximum trimming allowed from the bottom of the doors is 3/4".

•Frameport Fire Door Slabs can be added to existing Fire Door System certifications – consult your certifying body for instructions.

•Environmentally friendly, FSC certified

•All doors are TSCA compliant.

•5-year limited warranty.

## Quality Manufacturing:

Panel edges are kerfed and squeezed during panel insertion, allowing them to expand and grip the inside door frame, eliminating rattling. Stiles are manufactured to eliminate warp and feature solid wood 5/8" Edge Bands for trimming & sizing.

## Superior Finish:

Superior priming - four coats with sanding between coats. Panels and insides of stiles & rails are primed prior to assembly. The top and bottom of every slab door is factory-sealed with two coats of UV Activated polyacrylic varnish.

## Style/Size Range:

A complete line of Shaker style doors in a broad range of panel configurations. Available in 1-3/8" and 1-3/4" thicknesses. Available in 6/8, and 8/0 heights.

## Certified:

Manufactured with FSC Certified lumber harvested from sustainable Forest. All doors are TSCA compliant.

## HDF (High Density Fiber) Veneer:

2.4mm veneer on style and rail (non-fire rated door only).

## MDF Panel Thickness:

1-3/8 Door; 12mm primed MDF Panel. 1-3/4 Fire Door; 18mm Panel.

## 5 Year Limited Warranty:

NOVO Shaker doors have a 5-year limited warranty against manufacturing defects in material and workmanship.



# Frameport® | Shaker Craftsman Doors



3-Flat Panel - Square Sticking  
Primed Pine



6-8 2-Panel  
Craftsman\*



6-8 3-Panel  
Craftsman



8-0 3-Panel  
Craftsman

\*2-Panel Shaker Craftsman Doors  
are sizes 1'4" - 1'6" in both the  
6-8 or 8-0 heights

NOVO Model #	Size	Thick.	CSD #
<b>Shaker Craftsman 3-Panel 6'8"</b>			
1'4" - 1'6" doors 2-panel only*			
D-14681383PCRFT*	1468	138	1042649
D-16681383PCRFT*	1668	138	1042650
D-20681383PCRFT	2068	138	1042651
D-24681383PCRFT	2468	138	1042652
D-26681383PCRFT	2668	138	1042653
D-28681383PCRFT	2868	138	1042654
D-30681383PCRFT	3068	138	1042655
<b>🔥 D-28681343PCFTM</b>	<b>2868</b>	<b>134</b>	<b>1042804</b>
<b>🔥 D-30681343PCFTM</b>	<b>3068</b>	<b>134</b>	<b>1042805</b>

🔥 = 1-3/4, 20 minute fire rated door

NOVO Model #	Size	Thick.	CSD #
<b>Shaker Craftsman 3-Panel 8'0"</b>			
1'4" - 1'6" doors 2-panel only*			
D-14801383PCRFT*	1480	138	1042699
D-16801383PCRFT*	1680	138	1042700
D-20801383PCRFT	2080	138	1042701
D-24801383PCRFT	2480	138	1042702
D-26801383PCRFT	2680	138	1042703
D-28801383PCRFT	2880	138	1042704
D-30801383PCRFT	3080	138	1042705
<b>🔥 D-28801343PCFTM</b>	<b>2880</b>	<b>134</b>	<b>1042814</b>
<b>🔥 D-30801343PCFTM</b>	<b>3080</b>	<b>134</b>	<b>1042815</b>

See page 15 for more Primed Interior Shaker Door options.

# Frameport® | Shaker Primed Doors with Privacy Glass



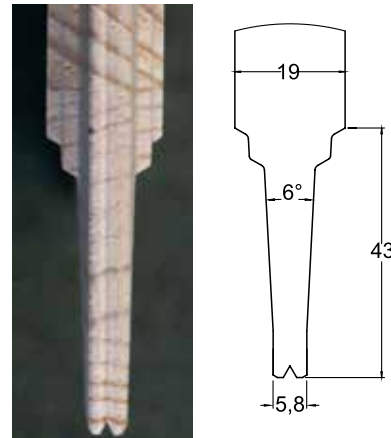
1-, 3-, or 5-lite Doors  
 French Glazed Frosted Glass  
 Square Sticking

NOVO Model #	Size	Thick.	CSD #
<b>Shaker Doors / Privacy Glass / Square Sticking</b>			
<b>6'8" Full-Lite</b>			
D-20681381LTSFGPRP	2068	138	1042625
D-24681381LTSFGPRP	2468	138	1042626
D-26681381LTSFGPRP	2668	138	1042627
D-28681381LTSFGPRP	2868	138	1042628
D-30681381LTSFGPRP	3068	138	1042629
<b>8'0" 1-Lite</b>			
D-20801381LTSFGPRP	2080	138	1042675
D-24801381LTSFGPRP	2480	138	1042676
D-26801381LTSFGPRP	2680	138	1042677
D-28801381LTSFGPRP	2880	138	1042678
D-30801381LTSFGPRP	3080	138	1042679

NOVO Model #	Size	Thick.	CSD #
<b>Shaker Doors / Privacy Glass / Square Sticking</b>			
<b>6'8" 3-Lite</b>			
D-20681383LTSFGPRP	2068	138	1042644
D-24681383LTSFGPRP	2468	138	1042645
D-26681383LTSFGPRP	2668	138	1042646
D-28681383LTSFGPRP	2868	138	1042647
D-30681383LTSFGPRP	3068	138	1042648
<b>8'0" 3-Lite</b>			
D-20801383LTSFGPRP	2080	138	1042694
D-24801383LTSFGPRP	2480	138	1042695
D-26801383LTSFGPRP	2680	138	1042696
D-28801383LTSFGPRP	2880	138	1042697
D-30801383LTSFGPRP	3080	138	1042698



NOVO Model #	Size	Thick.	CSD #
<b>Shaker Doors / Privacy Glass / Square Sticking</b>			
<b>6'8" 5-Lite</b>			
D-20681385LTSFGPRP	2068	138	1042663
D-24681385LTSFGPRP	2468	138	1042664
D-26681385LTSFGPRP	2668	138	1042665
D-28681385LTSFGPRP	2868	138	1042666
D-30681385LTSFGPRP	3068	138	1042667
<b>8'0" 5-Lite</b>			
D-20801385LTSFGPRP	2080	138	1042713
D-24801385LTSFGPRP	2480	138	1042714
D-26801385LTSFGPRP	2680	138	1042715
D-28801385LTSFGPRP	2880	138	1042716
D-30801385LTSFGPRP	3080	138	1042717



*Unique, patented design eliminates panel movement, minimizes warping and splitting*

## FSC Certified Components

## Top And Bottom End Sealed

## True High Quality Vertical Grain

Delivers best appearance & performance.

## Full 3/4" Thick Panels

Offers a deeper perception on panel detail and the ability to v-groove.

## Patented Panel Design

Eliminates panel movement and shifting.

## Extended Edge Banding

Improved trimming options  
1/4" from each side  
2" from bottom.

## Polyolefin Wrap

Eliminates crease lines on face of door.

## Widest Selection Of Styles And Sizes In The Industry.

## Industry Best - 5 Year Warranty.

# Frameport® | Interior Pine Doors



## Bifold Doors

Vertical Grain Pine

Raw

Louver / Louver



Louver / Panel



## Louvered / Paneled Doors

Vertical Grain Pine

Raw & Primed

Louver / Louver



Louver / Panel



Plantation Louver



NOVO Model #	Size	Thick.	CSD #
<b>Vertical Grain Pine Stile &amp; Rail Doors</b>			
<b>Louver Bifold Doors</b>			
<i>(Louver/Louver) w / hardware</i>			
D-2668BF730P	2668	138	1016315
D-3068BF730P	3068	138	1019662
D-4068BF730P	4068	138	1023365
D-6068BF730P	6068	138	1022115
<b>Louver Doors</b>			
<i>(Louver/Louver)</i>			
D-1068138730P	1068	138	1011166
D-1368138730P	1368	138	1010117
D-1468138730P	1468	138	1011471
D-1668138730P	1668	138	1012934
D-1868138730P	1868	138	1011767
D-2068138730P	2068	138	1012113
D-2468138730P	2468	138	1014260
D-2668138730P	2668	138	1014809
D-2868138730P	2868	138	1018338
D-3068138730P	3068	138	1020862
<b>Louver Paneled Doors</b>			
<i>(Louver/Panel)</i>			
D-2068138732P	2068	138	1012119
D-3068138732P	3068	138	1020866
<b>Louver Paneled Bifold Doors</b>			
<i>(Louver/Panel) w / hardware</i>			
D-2868BF732P	2868	138	1018482
D-5068BF732P	5068	138	1022011


NOVO Model #	Size	Thick.	CSD #
<b>Primed (PR) Pine Stile &amp; Rail Doors</b>			
<b>Plantation Louver Doors</b>			
<i>(Louver/Louver)</i>			
D-1668138730PR	1668	138	1012935
D-2068138730PR	2068	138	1012116
D-2468138730PR	2468	138	1014262
D-2668138730PR	2668	138	1014812
D-2868138730PR	2868	138	1018342
D-3068138730PR	3068	138	1020864



## 3-Panel & 6-Panel Doors



Traditional Raised Panel  
Vertical Grain Pine  
Raw



NOVO Model #	Size	Thick.	CSD #
<b>Vertical Grain Pine Stile &amp; Rail Doors</b>			
<b>Traditional 3 &amp; 6- Panel Doors (Raised Panel)</b>			
<b>3-Panel</b>			
D-13681383PP	1368	138	1010111
D-14681383PP	1468	138	1011458
D-16681383PP	1668	138	1012909
<b>6-Panel</b>			
D-18681383PP	1868	138	1011761
D-20681386PP	2068	138	1012107
D-24681386PP	2468	138	1014256
D-26681386PP	2668	138	1014803
D-28681386PP	2868	138	1018331
D-30681386PP	3068	138	1020855
D-28681346PP	2868	134	1016749
D-30681346PP	3068	134	1020543



## 4-Panel Doors

Traditional Raised Panel  
Vertical Grain Pine  
Raw




6-8 or 8-0

NOVO Model #	Size	Thick.	CSD #
<b>Vertical Grain Pine Stile &amp; Rail Doors</b>			
<b>Traditional 4-Panel Doors (Raised Panel)</b>			
D-20681384PSTP	2068	138	1013460
D-24681384PSTP	2468	138	1014219
D-26681384PSTP	2668	138	1016177
D-28681384PSTP	2868	138	1017007
D-30681384PSTP	3068	138	1019526
D-20801384PSTP	2080	138	1013836
D-24801384PSTP	2480	138	1015827
D-26801384PSTP	2680	138	1015254
D-28801384PSTP	2880	138	1018765
D-30801384PSTP	3080	138	1020308




## 2-Panel Arch or Square Top Doors

Raised Panel  
Vertical Grain Pine  
Arched or Square Top  
Raw



6-8 or 8-0



6-8 or 8-0

NOVO Model #	Size	Thick.	CSD #
<b>Vertical Grain Pine Stile &amp; Rail Doors</b>			
<b>2-Panel Arch Top Doors (Raised Panel)</b>			
D-16681382PATP	1668	138	1012899
D-20681382PATP	2068	138	1013421
D-24681382PATP	2468	138	1014194
D-26681382PATP	2668	138	1016145
D-28681382PATP	2868	138	1016968
D-30681382PATP	3068	138	1019492
D-28681342PATP	2868	138	1016702
D-30681342PATP	3068	138	1019037
D-16801382PATP	1680	138	1013029
D-20801382PATP	2080	138	1013809
D-24801382PATP	2480	138	1015806
D-26801382PATP	2680	138	1015228
D-28801382PATP	2880	138	1017481
D-30801382PATP	3080	138	1020285
D-28801342PATP	2880	134	1017284
D-30801342PATP	3080	134	1021395
<b>2-Panel Square Top Doors (Raised Panel)</b>			
D-10681382PSTP	1068	138	1011155
D-13681382PSTP	1368	138	1010109
D-14681382PSTP	1468	138	1011454
D-16681382PSTP	1668	138	1012904
D-20681382PSTP	2068	138	1013426
D-24681382PSTP	2468	138	1014199
D-26681382PSTP	2668	138	1016150
D-28681382PSTP	2868	138	1016974
D-30681382PSTP	3068	138	1019496
D-28681342PSTP	2868	138	1017968
D-30681342PSTP	3068	138	1019044
D-16801382PSTP	1680	138	1013033
D-20801382PSTP	2080	138	1013814
D-24801382PSTP	2480	138	1015810
D-26801382PSTP	2680	138	1015232
D-28801382PSTP	2880	138	1017486
D-30801382PSTP	3080	138	1020290
D-28801342PSTP	2880	134	1017292
D-30801342PSTP	3080	134	1021404



## 2-Panel Shaker Doors

Shaker Style Flat Panel  
Vertical Grain Pine  
Raw




6-8 or 8-0

NOVO Model #	Size	Thick.	CSD #
<b>Vertical Grain Pine Stile &amp; Rail Doors</b>			
<b>Shaker Doors 2-Panel (Flat Panel)</b>			
D-16681382PFP	1668	138	1012901
D-20681382PFP	2068	138	1013423
D-24681382PFP	2468	138	1014196
D-26681382PFP	2668	138	1016147
D-28681382PFP	2868	138	1016970
D-30681382PFP	3068	138	1019493
D-28681342PFP	2868	134	1017964
D-30681342PFP	3068	134	1019040
D-16801382PFP	1680	138	1013030
D-20801382PFP	2080	138	1013811
D-24801382PFP	2480	138	1015807
D-26801382PFP	2680	138	1015229
D-28801382PFP	2880	138	1017482
D-30801382PFP	3080	138	1020286
D-30801342PFP	3080	134	1021397

## True Divided Lite Doors & Sidelights

True Divided Lite

Vertical Grain Raw Pine or Primed




6-8: 5-Lite 6-8: 10 or 15-Lite  
8-0: 6-Lite 8-0: 12 or 18-Lite

NOVO Model #	Size	Thick.	CSD #
<b>Vertical Grain Pine Stile &amp; Rail Doors</b>			
<b>True Divided Lite Doors</b>			
D-10681385LTP	1068	138	1011158
D-13681385LTP	1368	138	1010113
D-14681385LTP	1468	138	1011463
D-16681385LTP	1668	138	1012918
D-166813810LTP	1668	138	1012863
D-206813810LTP	2068	138	1012015
D-246813810LTP	2468	138	1015538
D-266813815LTP	2668	138	1016083
D-286813815LTP	2868	138	1016902
D-306813815LTP	3068	138	1019434
D-168013806LTP	1680	138	1013050
D-208013812LTP	2080	138	1012444
D-248013812LTP	2480	138	1015738
D-268013818LTP	2680	138	1015187
D-288013818LTP	2880	138	1017451
D-308013818LTP	3080	138	1020247

NOVO Model #	Size	Thick.	CSD #
<b>Primed (PR) Pine Stile &amp; Rail Doors</b>			
<b>True Divided Lite Doors</b>			
D-248013812LTPP	2480	138	1015739
D-308013818LTPP	3080	138	1020248

## V-Groove Glass Doors

Vertical Grain Raw Pine or Primed



6-8: 10 or 15-Lite 8-0: 1-Panel:  
10 or 15-Lite

NOVO Model #	Size	Thick.	CSD #
<b>Vertical Grain Pine Stile &amp; Rail Doors</b>			
<b>V-Groove Divided Lite</b>			
D-206813810LTVGP	2068	138	1012022
D-266813815LTVGP	2668	138	1016087
D-286813815LTVGP	2868	138	1016905
D-306813815LTVGP	3068	138	1019437
<b>V-Groove Divided Lite 1-Panel</b>			
D-208013810LTVGP	2080	138	1012439
D-248013815LTVGP	2480	138	1015773
D-268013815LTVGP	2680	138	1015182
D-288013815LTVGP	2880	138	1017443
D-308013815LTVGP	3080	138	1020240

NOVO Model #	Size	Thick.	CSD #
<b>Primed (PR) Pine Stile &amp; Rail Doors</b>			
<b>V-Groove Divided Lites</b>			
D-286813815LTVGPRP	2868	138	1016906
D-268013818LTVGPRP	2680	138	1015192
<b>V-Groove Divided Lite / 1-Panel</b>			
D-288013815LT1PPRP	2880	138	1017442

# Frameport® | Interior Pine Doors



## Single Lite Doors

One Lite, Clear & Frosted  
Vertical Grain Pine  
Raw or Primed



NOVO Model #	Size	Thick.	CSD #
<b>Vertical Grain Pine Stile &amp; Rail Doors</b>			
<b>Full Lite Clear</b>			
D-16681381LTPC	1668	138	1012886
D-20681381LTPC	2068	138	1013374
D-24681381LTPC	2468	138	1014163
D-26681381LTPC	2668	138	1016106
D-28681381LTPC	2868	138	1016923
D-30681381LTPC	3068	138	1019457
<b>Full Lite Clear 1-Panel</b>			
D-20801381LTPC	2080	138	1012524
D-24801381LTPC	2480	138	1015784
D-26801381LTPC	2680	138	1015202
D-28801381LTPC	2880	138	1017462
D-30801381LTPC	3080	138	1020256
<b>Full Lite Frosted</b>			
D-16681381LTPFG	1668	138	1012887
D-20681381LTPFG	2068	138	1013375
D-24681381LTPFG	2468	138	1014164
D-26681381LTPFG	2668	138	1016107
D-28681381LTPFG	2868	138	1016924
D-30681381LTPFG	3068	138	1019458
<b>Full Lite Frosted 1-Panel Bottom</b>			
D-20801381LTPFG	2080	138	1012525
D-24801381LTPFG	2480	138	1015785
D-26801381LTPFG	2680	138	1015203
D-28801381LTPFG	2880	138	1017463
D-30801381LTPFG	3080	138	1020257



## Specialty Doors

Specialty Doors: Pantry or Laundry  
Vertical Grain Pine  
Raw

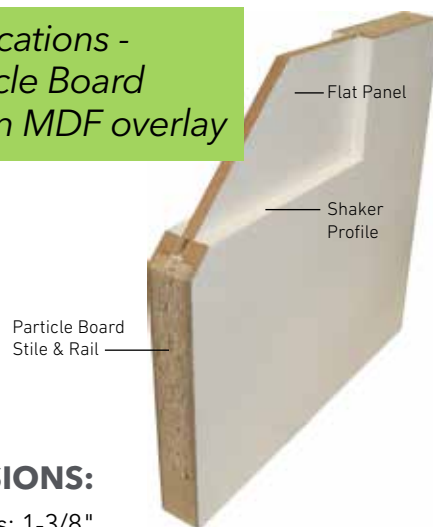


NOVO Model #	Size	Thick.	CSD #
<b>Vertical Grain Pine Stile &amp; Rail Doors</b>			
<b>Full Lite Pantry / Laundry</b>			
D-16681381LTPP	1668	138	1012889
D-20681381LTPP	2068	138	1013380
D-24681381LTPP	2468	138	1014167
D-26681381LTPP	2668	138	1016110
D-28681381LTPP	2868	138	1016928
D-30681381LTPP	3068	138	1019463
D-28681381LTPL	2868	138	1016926
D-30681381LTPL	3068	138	1019460
<b>Full Lite 1-Panel Bottom Pantry / Laundry</b>			
D-20801381LTPP	2080	138	1012528
D-24801381LTPP	2480	138	1015789
D-26801381LTPP	2680	138	1015207
D-28801381LTPP	2880	138	1017466
D-30801381LTPP	3080	138	1020259
D-28801381LTPL	2880	138	1017464
D-30801381LTPL	3080	138	1020254





*Architectural Specifications -  
Trimlite Interior Particle Board  
Shaker Doors with an MDF overlay*



## DIMENSIONS:

- Thickness: 1-3/8"
- Doors widths: 1/6, 2/0, 2/4, 2/6, 2/8 & 3/0
- Door heights: 6/8 & 8/0
- Panels: 1/2" Flat Panel (1-3/8" door)
- Door stiles: 4-7/16"
- Top rail: 4-5/16" • Cross rails: 4-3/8"
- Lock rail: 7-3/8"
- Door bottom rail: 9-3/8"

## TRIMLITE SHAKER | Primed Stiles:

These doors are factory primed and ready for paint. Let Trimlite help you create an interior look that will be a true reflection of your taste.

### Stiles:

1/8" (3mm) of medium density fiberboard, longitudinally laminated by hot pressing with type 1 structural glue, as per ASTM-D5456-93, to particle board for a total width of 1-3/8".

### Top, Bottom, & Mid-Rail:

1/8" (3mm) of medium density fiberboard, longitudinally laminated by hot pressing with type 1 structural glue, as per ASTM-D5456-93, to particle board for a total width of 1-3/8".

### Stile & Rail Faces:

3mm (1/8") veneer of medium density fiberboard.

### Lock Block:

Integrated.

### Blocking

No additional blocking required.

## Panel Thickness:

1-3/8": 1/2" panel of medium density fiberboard.

## Assembly:

Doors are assembled with dowel construction.

## Finish:

Doors are primed and ready to finish.

## Warranty:

5-Year Warranty.

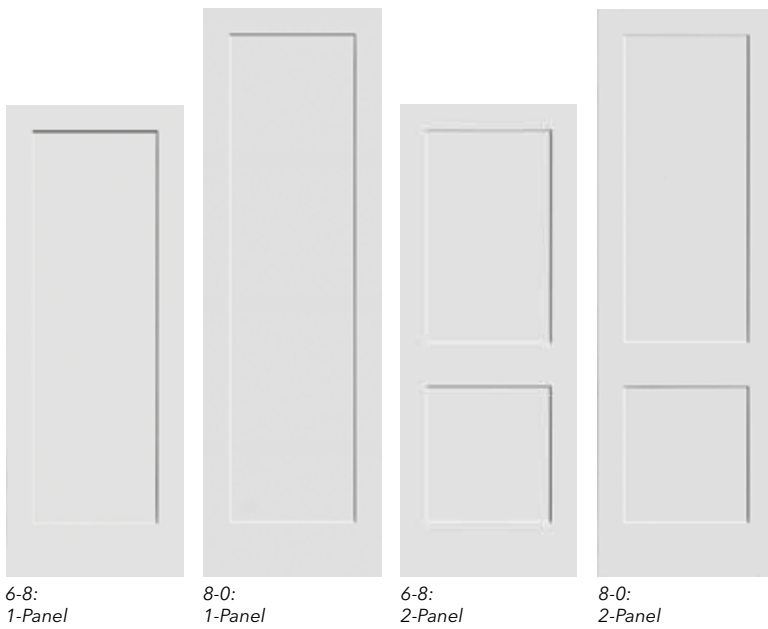




## 1-Panel & 2-Panel Shaker Door

Square Sticking  
 Primed Medium Density  
 Laminated Fiberboard

NOVO Model #	Size	Thick.	CSD #
<b>6'8" 1-Panel / Shaker / Square Sticking</b>			
D-16681381PFPBP	1668	138	1043634
D-20681381PFPBP	2068	138	1043642
D-24681381PFPBP	2468	138	1043650
D-26681381PFPBP	2668	138	1043658
D-28681381PFPBP	2668	138	1043666
D-210681381PFPB	21068	138	1043691
D-30681381PFPBP	3068	138	1043674
<b>🔥 D-28681341PF20M</b>	<b>2868</b>	<b>134</b>	<b>1043704</b>
<b>🔥 D-30681341PF20M</b>	<b>3068</b>	<b>134</b>	<b>1043705</b>
<b>8'0" 1-Panel / Shaker / Square Sticking</b>			
D-16801381PFPBP	1680	138	1043638
D-20801381PFPBP	2080	138	1043646
D-24801381PFPBP	2480	138	1043654
D-26801381PFPBP	2680	138	1043662
D-28801381PFPBP	2880	138	1043670
D-210801381PFPB	21080	138	1043693
D-30801381PFPBP	3080	138	1043678
<b>🔥 D-28801341PF20M</b>	<b>2880</b>	<b>134</b>	<b>1043712</b>
<b>🔥 D-30801341PF20M</b>	<b>3080</b>	<b>134</b>	<b>1043713</b>



6-8: 1-Panel      8-0: 1-Panel      6-8: 2-Panel      8-0: 2-Panel

NOVO Model #	Size	Thick.	CSD #
<b>6'8" 2-Panel / Shaker / Square Sticking</b>			
D-16681382PFPBP	1668	138	1043635
D-20681382PFPBP	2068	138	1043643
D-24681382PFPBP	2468	138	1043651
D-26681382PFPBP	2668	138	1043659
D-28681382PFPBP	2668	138	1043667
D-210681382PFPB	21068	138	1043692
D-30681382PFPBP	3068	138	1043675
<b>🔥 D-28681342PF20M</b>	<b>2868</b>	<b>134</b>	<b>1043706</b>
<b>🔥 D-30681342PF20M</b>	<b>3068</b>	<b>134</b>	<b>1043707</b>
<b>8'0" 2-Panel / Shaker / Square Sticking</b>			
D-16801382PFPBP	1680	138	1043639
D-20801382PFPBP	2080	138	1043647
D-24801382PFPBP	2480	138	1043655
D-26801382PFPBP	2680	138	1043663
D-28801382PFPBP	2880	138	1043671
D-210801382PFPB	21080	138	1043694
D-30801382PFPBP	3080	138	1043679
<b>🔥 D-28801342PF20M</b>	<b>2880</b>	<b>134</b>	<b>1043714</b>
<b>🔥 D-30801342PF20M</b>	<b>3080</b>	<b>134</b>	<b>1043715</b>

**🔥 = 1-3/4, 20 minute fire rated door**

See page 5 for Craftsman Style (1 over 2) Panel, Primed Interior Shaker Door options.





## 3-Panel Shaker Door

Square Sticking

Primed Medium Density

Laminated Fiberboard

NOVO Model #	Size	Thick.	CSD #
<b>6'8" 3-Panel / Shaker / Square Sticking</b>			
D-16681383PFPBP	1668	138	1043636
D-20681383PFPBP	2068	138	1043644
D-24681383PFPBP	2468	138	1043652
D-26681383PFPBP	2668	138	1043660
D-28681383PFPBP	2668	138	1043668
D-30681383PFPBP	3068	138	1043676
<b>🔥 D-28681343PF20M</b>	<b>2868</b>	<b>134</b>	<b>1043708</b>
<b>🔥 D-30681343PF20M</b>	<b>3068</b>	<b>134</b>	<b>1043709</b>
<b>8'0" 3-Panel / Shaker / Square Sticking</b>			
D-16801383PFPBP	1680	138	1043640
D-20801383PFPBP	2080	138	1043648
D-24801383PFPBP	2480	138	1043656
D-26801383PFPBP	2680	138	1043664
D-28801383PFPBP	2880	138	1043672
D-30801383PFPBP	3080	138	1043680
<b>🔥 D-28681342PF20M</b>	<b>2880</b>	<b>134</b>	<b>1043716</b>
<b>🔥 D-30801343PF20M</b>	<b>3080</b>	<b>134</b>	<b>1043717</b>



6-8:  
3-Panel



8-0:  
3-Panel

**🔥 = 1-3/4, 20 minute fire rated door**

See page 5 for Craftsman Style (1 over 2) Panel,  
Primed Interior Shaker Door options.



## 5-Panel & 6-Panel Shaker Door

Square Sticking  
 Primed Medium Density  
 Laminated Fiberboard

NOVO Model #	Size	Thick.	CSD #
<b>6'8" 5-Panel / Shaker / Square Sticking</b>			
D-16681385PFPBP	1668	138	1043637
D-20681385PFPBP	2068	138	1043645
D-24681385PFPBP	2468	138	1043653
D-26681385PFPBP	2668	138	1043661
D-28681385PFPBP	2668	138	1043669
D-30681385PFPBP	3068	138	1043677
<b>🔥 D-28681345PF20M</b>	<b>2868</b>	<b>134</b>	<b>1043710</b>
<b>🔥 D-30681345PF20M</b>	<b>3068</b>	<b>134</b>	<b>1043711</b>

NOVO Model #	Size	Thick.	CSD #
<b>8'0" 5-Panel / Shaker / Square Sticking</b>			
D-16801385PFPBP	1680	138	1043697
D-20801385PFPBP	2080	138	1043698
D-24801385PFPBP	2480	138	1043699
D-26801385PFPBP	2680	138	1043701
D-28801385PFPBP	2880	138	1043702
D-30801385PFPBP	3080	138	1043703
<b>🔥 D-28801345PF20M</b>	<b>2880</b>	<b>134</b>	<b>1043718</b>
<b>🔥 D-30801345PF20M</b>	<b>3080</b>	<b>134</b>	<b>1043719</b>
<b>8'0" 6-Panel / Shaker / Square Sticking</b>			
D-16801386PFPBP	1680	138	1043641
D-20801386PFPBP	2080	138	1043649
D-24801386PFPBP	2480	138	1043657
D-26801386PFPBP	2680	138	1043665
D-28801386PFPBP	2880	138	1043673
D-30801386PFPBP	3080	138	1043681
<b>🔥 D-28801346PF20M</b>	<b>2880</b>	<b>134</b>	<b>1043688</b>
<b>🔥 D-30801346PF20M</b>	<b>3080</b>	<b>134</b>	<b>1043689</b>

**🔥 = 1-3/4, 20 minute fire rated door**



6-8:  
5-Panel

8-0:  
5-Panel

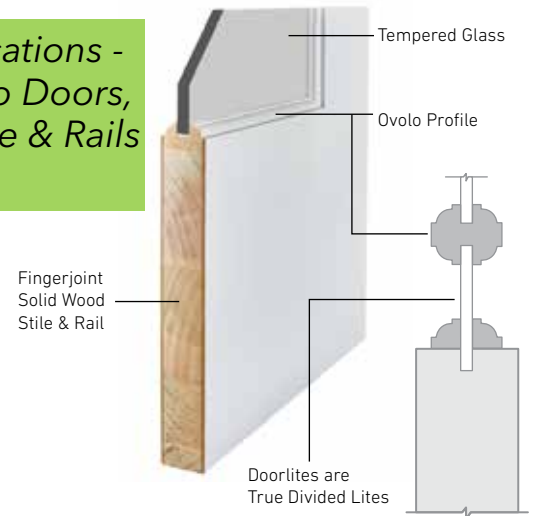
8-0:  
6-Panel

See page 5 for Craftsman Style (1 over 2) Panel,  
 Primed Interior Shaker Door options.





*Architectural Specifications - Trimlite Interior Ovolo Doors, Finger Joint Pine Stile & Rails with an MDF overlay*



## DIMENSIONS:

- Thickness: 1-3/8"
- Doors widths: 1/6, 2/0, 2/4, 2/6, 2/8 & 3/0
- Door heights: 6/8 & 8/0
- Panels: 1/2" Flat Panel (1-3/8" door)
- Door stiles: 4-7/16"
- Top rail: 4-5/16" • Lock rail: 7-3/8"
- Door bottom rail: 9-3/8"
- True Divided Lite Rails: 1-1/4"

## TRIMLITE French Door Collection:

These doors are factory primed and ready for paint. Let Trimlite help you create an interior look that will give any space a classy presentation.

### Stiles:

1/8" (3mm) of medium density fiberboard, longitudinally laminated by hot pressing with type 1 structural glue, as per ASTM-D5456-93, to finger-joint pine for a total width of 1-3/8" or 1-3/4".

### Top, Bottom, & Mid-Rail:

1/8" (3mm) of medium density fiberboard, longitudinally laminated by hot pressing with type 1 structural glue, as per ASTM-D5456-93, to finger-joint pine for a total width of 1-3/8" or 1-3/4".

### Stile & Rail Faces:

3mm (1/8") veneer of medium density fiberboard.

### Lock Block:

Integrated.

### Blocking

No additional blocking required.

### Glass Thickness:

1/8" Tempered Glass.

### Assembly:

Doors are assembled with dowel construction.

### Finish:

Doors are primed and ready to finish.

### Warranty:

5-Year Warranty.





## French Doors

Interior French Doors

Ovalo Sticking

True Divided Lite

Primed Finish

Laminated Wood Core

NOVO Model #	Size	Thick.	CSD #
<b>6'8" / 1-Lite / French Doors</b>			
D-20681381LTPRF	2068	138	1046730
D-24681381LTPRF	2468	138	1046731
D-26681381LTPRF	2668	138	1046732
D-28681381LTPRF	2868	138	1046733
D-30681381LTPRF	3068	138	1046734
<b>6'8" / Divided Lite / French Doors</b>			
D-206813810LTPR	2068	138	1046740
D-266813815LTPR	2668	138	1046741
D-286813815LTPR	2668	138	1046742
D-306813815LTPR	3068	138	1046743
<b>8'0" / 1-Lite / French Doors</b>			
D-20801381LTPRF	2080	138	1046735
D-24801381LTPRF	2480	138	1046736
D-26801381LTPRF	2680	138	1046737
D-28801381LTPRF	2880	138	1046738
D-30801381LTPRF	3080	138	1046739
<b>8'0" / Divided Lite / French Doors</b>			
D-208013812LTPR	2080	138	1046744
D-268013812LTPR	2680	138	1046745
D-268013818LTPR	2680	138	1046746
D-288013818LTPR	2880	138	1046747



6-8:  
10-Lite



6-8:  
15-Lite



6-8:  
Full Lite



8-0:  
Full Lite



8-0:  
12-Lite



8-0:  
18-Lite



## Beveled Glass French Doors

Interior French Door

Ovalo Sticking

Beveled Glass

Primed Finish

Laminated Wood Core

8ft, Full-Lite

8ft, 3/4 Lite 1-Panel

NOVO Model #	Size	Thick.	CSD #
<b>8'0" / Divided Lite / V-Groove</b>			
D-206813810LTVG	2068	138	1046748
D-208013812LTVG	2080	138	1046750
D-266813815LTVG	2668	138	1046749
<b>8'0" / Divided Lite / 1-Panel / V-Groove</b>			
D-208013810LT1P	2080	138	1046751
D-268013815LT1P	2680	138	1046752



8-0:  
10-Lite



8-0:  
12-Lite



8-0:  
15-Lite



8-0:  
10-Lite



8-0:  
15-Lite

# Wood Doors | Knotty Alder Doors



*Deep rich grain will add to the beauty and style of any decor; colonial, ranch, traditional, modern-farmhouse and more.*

## **FSC Certified:**

Manufactured with FSC Certified lumber harvested from sustainable Forest.

## **Superior Veneer:**

Manufactured with FULL 1/16" Veneers, this door's veneer will tolerate greater levels of wear and tear from both natural and foreign elements.

## **Color Match:**

Our color match process involves hand sorting lumber and veneers to achieve the uniform consistency and beauty of a solid door.

## **3/4" Panels:**

A thicker 3/4" panel gives our door greater depth and enhanced durability.

## **5-Year Warranty:**

NOVO Alder door has a 5-year limited warranty against manufacturing defects in material and workmanship.



# Wood Doors | Knotty Alder Doors

## Arch Top Doors

Raised Panel

Knotty Alder

Arch Top



NOVO Model #	Size	Thick.	CSD #
<b>Knotty Alder Stile &amp; Rail Doors</b>			
<b>2-Panel Arch Top</b>			
D-13681382PATKA	1368	138	1010106
D-16681382PATKA	1668	138	1012897
D-20681382PATKA	2068	138	1013418
D-24681382PATKA	2468	138	1014191
D-26681382PATKA	2668	138	1016143
D-28681382PATKA	2868	138	1016965
D-30681382PATKA	3068	138	1019490
D-16801382PATKA	1680	138	1013027
D-20801382PATKA	2080	138	1013807
D-24801382PATKA	2480	138	1015804
D-26801382PATKA	2680	138	1015226
D-28801382PATKA	2880	138	1017479
D-30801382PATKA	3080	138	1020283
D-26681342PATKA	2668	134	1015973
D-28681342PATKA	2868	134	1016699
D-30681342PATKA	3068	134	1019034
D-36681342PATKA	3668	134	1021770
<b>🔥 D-28681342PATKA</b>	<b>2868</b>	<b>134</b>	<b>1016700</b>
<b>🔥 D-30681342PATKA</b>	<b>3068</b>	<b>134</b>	<b>1019035</b>
D-16801342PATKA	1680	134	1011691
D-20801342PATKA	2080	134	1013709
D-24801342PATKA	2480	134	1014373
D-26801342PATKA	2680	134	1015095
D-28801342PATKA	2880	134	1017281
D-30801342PATKA	3080	134	1021392
D-36801342PATKA	3680	134	1023267
<b>🔥 D-28801342PATKA</b>	<b>2880</b>	<b>134</b>	<b>1017282</b>
<b>🔥 D-30801342PATKA</b>	<b>3080</b>	<b>134</b>	<b>1021393</b>
<b>2-Panel Arch Top V-Grooved</b>			
D-V16681382PATKA	1668	138	1022745
D-V20681382PATKA	2068	138	1022753
D-V24681382PATKA	2468	138	1024119
D-V26681382PATKA	2668	138	1024127
D-V28681382PATKA	2868	138	1024137
D-V30681382PATKA	3068	138	1024151
D-V16801382PATKA	1680	138	1022749
D-V20801382PATKA	2080	138	1022757
D-V24801382PATKA	2480	138	1024123
D-V26801382PATKA	2680	138	1024131
D-V28801382PATKA	2880	138	1024143
D-V30801382PATKA	3080	138	1024159
D-V30681342PATKA	3068	134	1024147
D-V30801342PATKA	3080	134	1024155



6-8: Arch Top

6-8: Arch Top  
V-Groove Panels

8-0: Arch Top

8-0: Arch Top  
V-Groove Panels

**🔥 = 1-3/4, 20 minute fire rated door**


# Wood Doors | Knotty Alder Doors



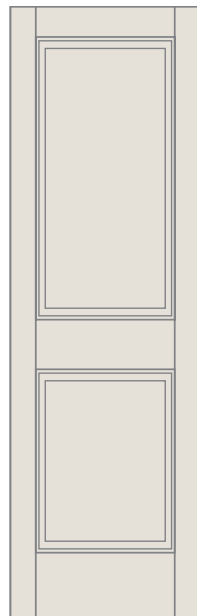
## Square Top Doors

Raised Panel Square Top  
Knotty Alder

NOVO Model #	Size	Thick.	CSD #
<b>Knotty Alder Stile &amp; Rail Doors</b>			
<b>2-Panel Square Top</b>			
D-16681382PSTKA	1668	138	1012903
D-20681382PSTKA	2068	138	1013425
D-24681382PSTKA	2468	138	1014198
D-26681382PSTKA	2668	138	1040021
D-28681382PSTKA	2868	138	1016973
D-30681382PSTKA	3068	138	1019495
D-16801382PSTKA	1680	138	1013032
D-20801382PSTKA	2080	138	1013813
D-24801382PSTKA	2480	138	1040019
D-26801382PSTKA	2680	138	1015231
D-28801382PSTKA	2880	138	1017485
D-30801382PSTKA	3080	138	1020289
D-26681342PSTKA	2668	134	1015976
D-28681342PSTKA	2868	134	1017966
D-30681342PSTKA	3068	134	1019042
<b>🔥 D-28681342PSTKA</b>	<b>2868</b>	<b>134</b>	<b>1017967</b>
<b>🔥 D-30681342PSTKA</b>	<b>3068</b>	<b>134</b>	<b>1019043</b>
D-20801342PSTKA	2080	134	1013712
D-24801342PSTKA	2480	134	1014377
D-26801342PSTKA	2680	134	1015099
D-28801342PSTKA	2880	134	1017290
D-30801342PSTKA	3080	134	1021402
D-36801342PSTKA	3680	134	1023268
<b>🔥 D-28801342PSTKA</b>	<b>2880</b>	<b>134</b>	<b>1017291</b>
<b>🔥 D-30801342PSTKA</b>	<b>3080</b>	<b>134</b>	<b>1021403</b>



6-8: Square Top



8-0: Square Top

**🔥 = 1-3/4, 20 minute fire rated door**




## Full Lite Doors


Full Lite Glass

Knotty Alder

Low-E Glass Option Available



6-8



8-0

NOVO Model #	Size	Thick.	CSD #
<b>Full Lite Doors</b>			
Low-E Glass			
D-28681341LTKALE	2868	134	1016673
D-30681341LTKALE	3068	134	1018996
D-28801341LTKALE	2880	134	1017272
D-30801341LTKALE	3080	134	1021371



# Rogue Valley Door® | Knotty Alder Doors



## Craftsman Doors

Flat Panel  
Knotty Alder  
6-Lite

NOVO Model #	Size	Thick.	CSD #
<b>Divided Lite Doors</b>			
<b>Craftsman Low-E Glass</b>			
D-30681346LTCFTM	3068	134	1020537
D-30801346LTCFTM	3080	134	1020072



Knotty Alder Dentil Door Shelf Available

NOVO Model #	CSD #	
<b>Accessories</b>		
D-KASHELF	Knotty Alder Dentil Door Shelf	1022401

## Accessories | Speak Easy Door Accents




1" or 1-3/8" Black Clavos  
(20 per box)

Speak Easy Door  
Window Kit



NOVO Model #	CSD #	
<b>Accessories</b>		
D-CL1	1" Black Clavos (20/Box)	1023626
D-CL138	1-3/8" Black Clavos (20/Box)	1023627
D-SEKA	1-3/4" Speak Easy Kit	1022503





*Exceptional materials and finish make these doors great for many applications as well as natural, stained or painted finish treatments.*

### **FSC Certified:**

Manufactured with FSC Certified lumber harvested from sustainable forest.

### **Superior Veneer:**

Manufactured with FULL 1/16" Veneers, this door's veneer will tolerate greater levels of wear and tear from both natural and foreign elements.

### **3/4" Panels:**

A thicker 3/4" panel gives our door greater depth and enhanced durability.

### **5-Year Warranty:**

These Fir doors have a 5-year limited warranty against manufacturing defects in material and workmanship.

### **Selection:**

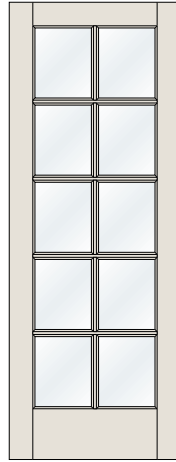
Vast selection of Paneled and Glass doors. One lite and True Divided lite doors in single glazed and Low-E options.





## Divided Lite Doors

Low-E &  
Single Glazed  
Raw



6-8: 8, 10 or 15-Lite  
8-0: 10, 15 or 18-Lite

NOVO Model #	Size	Thick.	CSD #
<b>Divided Lite</b>			
<i>Low-E Glass</i>			
D-20681348LTFLE	2068	134	1011904
D-28681348LTFLE	2868	134	1016814
D-30681348LTFLE	3068	134	1020677
D-206813410LTFLE	2068	134	1013258
D-208013410LTFLE	2080	134	1013682
D-288013410LTFLE	2880	134	1017251
D-308013410LTFLE	3080	134	1021312
D-266813415LTFLE	2668	134	1015956
D-286813415LTFLE	2868	134	1016667
D-306813415LTFLE	3068	134	1018979
D-288013418LTFLE	2880	134	1017265
D-308013418LTFLE	3080	134	1021360
<i>Single Glazed Glass</i>			
D-206813410LTFSG	2068	134	1013259
D-208013410LTFSG	2080	134	1013683
D-268013410LTFSG	2680	134	1015063
D-288013410LTFSG	2880	134	1017252
D-308013410LTFSG	3080	134	1021313
D-266813415LTFSG	2668	134	1015957
D-286813415LTFSG	2868	134	1016668
D-306813415LTFSG	3068	134	1018980
D-288013418LTFSG	2880	134	1017266
D-308013418LTFSG	3080	134	1021361

## Divided Lite Panel Bottom



Divided Lite  
Low-E &  
Single Glazed  
Raw



6-8: 1-Panel:  
4 or 6-Lite  
8-0: 8-Lite


6-8 or 8-0: 1-Panel:  
6-Lite

NOVO Model #	Size	Thick.	CSD #
<b>Divided Lite / 1-Panel</b>			
<i>Low-E Glass</i>			
D-30681344LT1PFLE	3068	134	1017869
D-30681346LT1PFLE	3068	134	1020535
D-30801348LT1PFLE	3080	134	1020136
<i>Single Glazed Glass</i>			
D-26681346LT1PFSG	2668	134	1014627
D-30681346LT1PFSG	3068	134	1020536
D-26801346LT1PFSG	2680	134	1016436
D-28801346LT1PFSG	2880	134	1018670
D-30801346LT1PFSG	3080	134	1020070

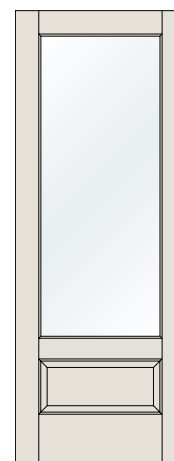
## One Lite Low-E doors

One Lite Low-E  
& Single Glazed

Raw



6-8 or 8-0



6-8 or 8-0

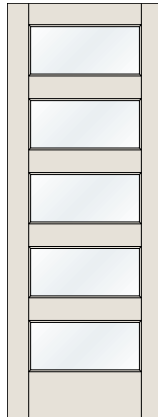
NOVO Model #	Size	Thick.	CSD #
<b>1-Lite Full View</b>			
Low-E Glass			
D-24681341LTFLE	2468	134	1015442
D-26681341LTFLE	2668	134	1015960
D-28681341LTFLE	2868	134	1016670
D-30681341LTFLE	3068	134	1018991
D-20801341LTFLE	2080	134	1013704
D-24801341LTFLE	2480	134	1014371
D-28801341LTFLE	2880	134	1017269
D-30801341LTFLE	3080	134	1021367
Single Glazed Glass			
D-26681341LTFSG	2668	134	1015962
D-30681341LTFSG	3068	134	1018992
D-20801341LTFSG	2080	134	1013706
D-24801341LTFSG	2480	134	1014372
D-26801341LTFSG	2680	134	1015088
D-28801341LTFSG	2880	134	1017270
D-30801341LTFSG	3080	134	1021369
<b>1-Lite / 1-Panel / Low-E Glass</b>			
D-30681341LT1PFLE	3068	134	1018990
D-30801341LT1PFLE	3080	134	1021364





## Contemporary Doors

5 Horizontal Equal Lites  
Single Glaze  
Raw

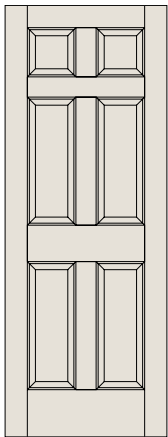


6-8 or 8-0

NOVO Model #	Size	Thick.	CSD #
<b>Contemporary Doors</b>			
6/8 5-Lite Single Glaze Clear Glass			
D-206813855GFSG	2068	138	1012066
8/0 6-Lite Single Glaze Clear Glass			
D-208013856GFSG	2080	138	1013865

## Traditional Doors

Raised Panel  
Raw



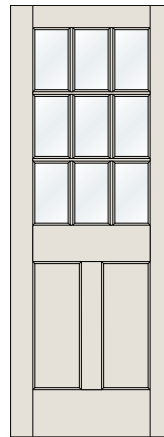
6-8 or 8-0



NOVO Model #	Size	Thick.	CSD #
<b>Traditional 6 Panel</b>			
D-28681346PF	2868	134	1016746
D-30681346PF	3068	134	1020538
D-30801346PF	3080	134	1020073

## Sash Doors

Divided Light  
Single Glaze  
Raw



6-8



NOVO Model #	Size	Thick.	CSD #
<b>Sash Doors</b>			
9-Lite 2-Panel			
D-28681349LT2PFSG	2868	134	1016821
D-30681349LT2PFSG	3068	134	1019274





## Patented HYDROSHIELD™ Technology:

Our exclusive HydroShield technology protects our doors against moisture and humidity infiltration, by creating a fully composite barrier that encases and protects the door on all six sides. It prevents warping, delamination, corrosion, rotting, and the buildup of mold and mildew. Our doors with HydroShield technology used with our Polyfiber (PF) Door Frames create an enhanced, impenetrable entryway.

## Fiberglass Reinforced Door Skins:

Our exclusive formula is measured precisely to ensure each skin is produced to the highest quality. With unlimited design options, customized panel configurations are possible. The skins require little maintenance and will not splinter, dent, warp, rot, or rust. They can be painted, stained, and we provide a variety of graining options.

## Full Length Composite Stiles:

Our full-length composite stiles protect the door from external moisture to prevent warping or rotting. They have twice the screw-holding strength of wood.

## Composite Top & Bottom Rails:

High strength composite top and bottom rails prevent moisture from seeping into the door and stops the buildup of mold.

## Extended Lock Block:

Plastpro's full length LVL allows any type of lock to be placed for increased security.

## Polyurethane Foam Core:


Our advanced CFC-free, high density, Polyurethane foam core enhances the door's soundproofing capabilities and provides insulation up to six times greater than wood doors.

## Backed by Warranty:

We are proud to offer one of the best warranties in the industry. Plastpro products are held to high standards. We stand behind our products and guarantee the best quality to meet your performance expectations.

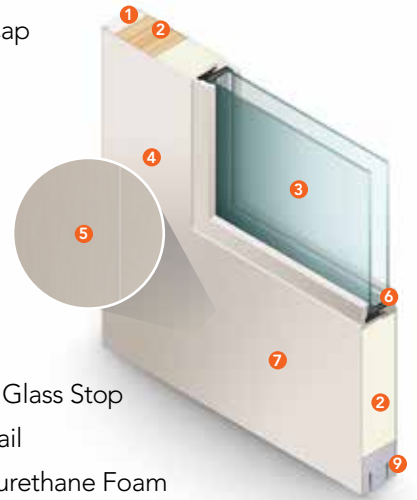


THE DOOR OF BEAUTY & INNOVATION



## Nova 90 Full Lite Direct Glazed Low-E

- 1 Composite Stile Cap
- 2 Full Length LVL (Hinge & Strike side, for extra rigidity)
- 3 Insulated 1" Glass
- 4 Compressed Molded Fiberglass Skin
- 5 Brushed Finished Texture
- 6 Integrally Molded Glass Stop
- 7 ADA Compliant Rail
- 8 High Density Polyurethane Foam
- 9 Composite Bottom Rail



*Nova 90 Series Low-E glass has a special tinted coating to stop damaging UV light from entering your home. Enjoy clear glass with better insulation.*




6-8: White or ONYX

8-0: White or ONYX

Molded White Fiberglass, unfinished – ready for paint or stain.

Translucent Glass for more privacy.



Smooth Brushed Black Onyx Doors.

Black Pre-Pigmented Fiberglass.

NOVO Model #	Size	Thick.	CSD #
<b>Clear Glass / White Unfinished Door</b>			
<b>Nova 90 Direct Glazed 1-Lite / Low-E Glass</b>			
D-FG26681LTDRS1SL	2686	134	1052777
D-FG28681LTDRS1SL	2868	134	1052778
D-FG30681LTDRS1SL	3068	134	1052779
D-FG26801LTDRS1S80L	2680	134	1052780
D-FG28801LTDRS1S80L	2880	134	1052781
D-FG30801LTDRS1S80L	3080	134	1052782
<b>Translucent Glass / White Unfinished Door</b>			
<b>Nova 90 Direct Glazed 1-Lite / Low-E Glass</b>			
D-FG30681LTDRS1STSL	3068	134	1052787
D-FG30801LTDRS1S80TSL	3080	134	1052788


NOVO Model #	Size	Thick.	CSD #
<b>Clear Glass / Black Onyx Door</b>			
<b>Nova 90 Direct Glazed 1-Lite / Low-E Glass</b>			
D-FG30681LTDRB1SL	3068	134	1052791
D-FG30801LTDRB1S80L	3080	134	1052792
<b>Translucent Glass / Black Onyx Door</b>			
<b>Nova 90 Direct Glazed 1-Lite / Low-E Glass</b>			
D-FG30681LTDRB1STL	3068	134	1052797
D-FG30801LTDRB1S80TL	3080	134	1052798



Same Nova 90 Series Low-E glass in a 3/4 lite door with a timeless designed single panel that will blend well with craftsman, modern to traditional style homes.

## Nova 90 3/4 Lite Direct Glazed Low-E

- 1 Composite Stile Cap
- 2 Full Length LVL (Hinge & Strike side, for extra rigidity)
- 3 Insulated 1" Glass
- 4 Compressed Molded Fiberglass Skin
- 5 Brushed Finished Texture
- 6 Integrally Molded Glass Stop
- 7 ADA Compliant Rail
- 8 High Density Polyurethane Foam
- 9 Composite Bottom Rail



Translucent Glass for more privacy.



6-8: White or ONYX

8-0: White or ONYX

Molded White Fiberglass, unfinished – ready for paint or stain.



Smooth Brushed Black Onyx Doors.

Black Pre-Pigmented Fiberglass.

NOVO Model #	Size	Thick.	CSD #
<b>Clear Glass / White Unfinished Door</b>			
<b>Nova 90 Direct Glazed 3/4-Lite / Low-E Glass</b>			
D-FG28683/4LTDRS1EL28	2868	134	1052783
D-FG30683/4LTDRS1EL30	3068	134	1052784
D-FG28803/4LTDRS1EL288	2880	134	1052785
D-FG30803/4LTDRS1EL3080	3080	134	1052786
<b>Translucent Privacy Glass / White Unfinished Door</b>			
<b>Nova 90 Direct Glazed 3/4-Lite / Low-E Glass</b>			
D-FG30683/4LTDRS1STSL30	3068	134	1052789
D-FG30803/4LTDRS1STSL3080	3080	134	1052790

NOVO Model #	Size	Thick.	CSD #
<b>Clear Glass / Black Onyx Door</b>			
<b>Nova 90 Direct Glazed 3/4-Lite / Black / Low-E Glass</b>			
D-FG28683/4LTDRB1EL28	2868	134	1052793
D-FG30683/4LTDRB1EL30	3068	134	1052794
D-FG28803/4LTDRB1EL2880	2880	134	1052795
D-FG30803/4LTDRB1EL3080	3080	134	1052796
<b>Translucent Privacy Glass / Black Onyx Door</b>			
<b>Nova 90 Direct Glazed 3/4-Lite / Black / Translucent Low-E Glass</b>			
D-FG30683/4LTDRB1ETSL30	3068	134	1052799
D-FG30803/4LTDRB1ETSL3080	3080	134	1052880

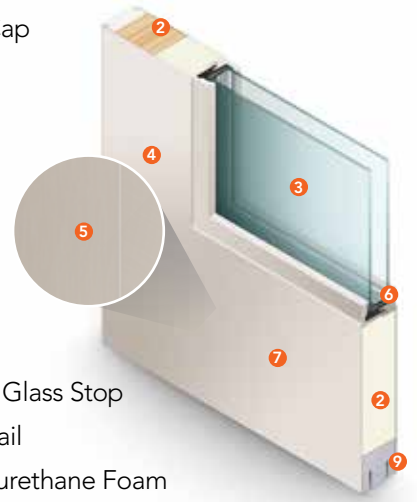


## Nova 90 Direct Glazed Low-E Internal MiniBlind

Internal Mini-Blinds

Cordless Tilt, Raise and Lower

- 1 Composite Stile Cap
- 2 Full Length LVL (Hinge & Strike side, for extra rigidity)
- 3 Insulated 1" Glass
- 4 Compressed Molded Fiberglass Skin
- 5 Brushed Finished Texture
- 6 Integrally Molded Glass Stop
- 7 ADA Compliant Rail
- 8 High Density Polyurethane Foam
- 9 Composite Bottom Rail



*Beauty meets function with the Nova 90 Direct Glazed Miniblind Door. Blinds are between glass with full cordless controls to adjust privacy and light.*



6-8: MiniBlinds



8-0: MiniBlinds

NOVO Model #	Size	Thick.	CSD #
<b>Nova 90 Direct Glazed 1-Lite w/Mini Blinds</b>			
D-FG26681LTMBDR	2668	134	1043207
D-FG28681LTMBDR	2868	134	1043208
D-FG30681LTMBDR	3068	134	1043209
D-FG26801LTMBDR	2680	134	1043210
D-FG28801LTMBDR	2880	134	1043211
D-FG30801LTMBDR	3880	134	1043212



## Oak Grain Raised Panel Doors

6-Panel Raised Panel

2-Panel Raised Panel

High Definition Oak Grain Finish



NOVO Model #	Size	Thick.	CSD #
<b>High Definition Oak Grain Finish</b>			
<b>Raised 6-Panel</b>			
D-FG28686POAKDR	2868	134	1043174
D-FG30686POAKDR	3068	134	1043175
D-FG28806POAKDR	2880	134	1043176
D-FG30806POAKDR	3080	134	1043177
<b>Raised 2-Panel</b>			
D-FG30682POAKDRG29	3068	134	1052750
D-FG30802POAKDRG2980	3080	134	1052751

## White Oak Grain Doors

**NOW** in stock

NOVO Model #	Size	Thick.	CSD #
<b>High Definition White Oak Grain Finish</b>			
<b>Raised 6-Panel</b>			
D-28686PNLWODRV61	2868	134	1052769
D-30686PNLWODRV61	3068	134	1052770



6-8: 6-Panel  
White Oak



6-8: 6-Panel



8-0: 6-Panel



6-8: 6-Panel



8-0: 6-Panel



## Traditional Smooth White 6-Panel Doors

High Definition  
6-Panel, Raised Panel  
Pre-Pigmented  
White Skin  
Smooth Finish



6-8: with cutout\*\*



6-8



8-0

NOVO Model #	Size	Thick.	CSD #
<b>Traditional Smooth 2-Panel with 23" x 37" cutout for glass inserts (shown above)</b>			
D-30686PNLSMDRS61CO**	3068	134	1052768

NOVO Model #	Size	Thick.	CSD #
<b>Traditional Smooth 6-Panel</b>			
D-26686PNLSMDRS	2668	134	1043543
D-28686PNLSMDRS	2868	134	1043191
D-30686PNLSMDRS	3068	134	1043192
D-28806PNLSMDRS	2880	134	1043193
D-30806PNLSMDRS	3080	134	1043194



## Square 3/4 Top 2-Panel

High Definition  
Raised Panel Moulding  
Smooth Finish



6-8



8-0

NOVO Model #	Size	Thick.	CSD #
<b>Smooth White Raised Panel</b>			
<b>Square Top, 3/4 2-Panel</b>			
D-FG30682P34DRS29	3068	134	1052771
D-FG28802PSTDRS22 *	2880	134	1052773
D-FG30802P34DRS29	3080	134	1052772
D-FG30802PSTDRS22 *	3080	134	1052774

\* ADA Compliant Bottom Rail



**Square Top Smooth White  
Traditional Raised 2-Panel Door**

High Definition  
Raised Panel Moulding  
Smooth Finish



NOVO Model #	Size	Thick.	CSD #
<b>Smooth White Raised Panel - Square Top</b>			
D-FG28682PSTDRS22	2868	134	1043544
D-FG30682PSTDRS22	3068	134	1043195



**Arch Top Smooth White  
2-Panel or  
Cottage Style**

High Definition  
Raised Panel Moulding  
Smooth Finish  
Plain or True Cottage Style Plank



*Cottage Style  
V-Groove Plank  
2-Panel Arch Top*

*Traditional Panel  
2-Panel Arch Top*

NOVO Model #	Size	Thick.	CSD #
<b>Smooth White Raised Panel</b>			
<b>Arch Top</b>			
D-FG28682PATDRS2D	2868	134	1052775
D-FG30682PATDRS	3068	134	1043196
<b>Arch Top V-Groove Plank</b>			
D-FG28682PATPLKDRS2G	2868	134	1052776
D-FG30682PATPLK	3068	134	1043545



*Cottage Style  
Plank Panel*

*Traditional Smooth Panel*



## Shaker Fir Grain Series Doors

Square Shaker Sticking

Traditional Fir Grain

NOVO Model #	Size	Thick.	CSD #
<b>Shaker Craftsman 3-Panel</b>			
<b>Fir Grained</b>			
D-FG30683PFIRSK	3068	134	1043178
D-FG30803PFIRSKRDRF3F80	3080	134	1052755

NOVO Model #	Panels	Size	Thick.	CSD #
<b>Shaker Doors 1, 2 or 5-Panel</b>				
<b>Fir Grained</b>				
D-FG30681PFIRSKRDRF1K *	1-Panel	3068	134	1052752
D-FG30682PFIRSKRDRF2K *	2-Panel	3068	134	1052753
D-FG30685PFIRSKRDRF50 *	5-Panel	3068	134	1052755

\* ADA Compliant Bottom Rail



6-8: 3-Panel  
Craftsman



8-0: 3-Panel  
Craftsman



6-8: 1-Panel



6-8: 2-Panel



6-8: 5-Panel



## Shaker Smooth Series Doors




2-Panel  
 Square Shaker Sticking  
 Pre-Pigmented White Skin  
 Smooth Finish 35

NOVO Model #	Size	Thick.	CSD #
<b>Shaker Craftsman 3-Panel (1 over 2)</b>			
<b>Smooth</b>			
D-FG28683PSMSKRDRS3F	2868	134	1052765
D-FG30683PSMSKR	3068	134	1043180
D-FG30803PSMSKRDRS3F80	3080	134	1052766

NOVO Model #	Panels	Size	Thick.	CSD #
<b>Shaker Craftsman 1, 2, 3, or 5-Panel Doors</b>				
<b>Smooth</b>				
D-FG28681PFSKRDRS1K *	1-Pnl	2868	134	1052756
D-FG30681PFSKRDRS1K *	1-Pnl	3068	134	1052757
D-FG28682PFSKRDRS2K *	2-Pnl	2868	134	1052759
D-FG30682PSMSKR	2-Pnl	3068	134	1043179
D-FG28683PFSKRDRS3J	3-Pnl	2868	134	1052761
D-FG30683PFSKRDRS3J	3-Pnl	3068	134	1052762
D-FG28683PFSKRDRS3J	5-Pnl	2868	134	1052761
D-FG30683PFSKRDRS3J	5-Pnl	3068	134	1052762
D-FG30801PFSKRDRS1K80 *	1-Pnl	3080	134	1052758
D-FG30802PFSKRDRS2K80 *	2-Pnl	3080	134	1052760

\* ADA Compliant Bottom Rail



6-8: 3-Panel Craftsman

8-0: 3-Panel Craftsman

6-8: 1-Panel

8-0: 1-Panel

6-8: 2-Panel

8-0: 2-Panel

6-8: 3-Panel

6-8: 5-Panel

## PlastPro Flush Doors

PlastPro Flush Door Series have a simple design that can be customized with a Full Lite and decorative glass options, as a backdrop for the clean, white design in the rich, oak grain.




**Oak Grain**



**White Grain**

*Oak Grain  
Pre-Pigmented White Skin*



**Smooth Flush**

6-8: with cutout\*\*

NOVO Model #	Size	Thick.	CSD #
<b>Oak Grain Flush</b>			
D-FG1268FLOAKSL	1268	134	1043169
D-FG2068FLOAKDR	2068	134	1043164
D-FG2468FLOAKDR	2468	134	1043539
D-FG2668FLOAKDR	2668	134	1043165
D-FG2868FLOAKDR	2868	134	1043166
D-FG3068FLOAKDR	3068	134	1043167
D-FG1280FLOAKSL	1280	134	1043173
D-FG2080FLOAKDR	2080	134	1043540
D-FG2480FLOAKDR	2480	134	1043541
D-FG2680FLOAKDR	2680	134	1043170
D-FG2880FLOAKDR	2880	134	1043171
D-FG3080FLOAKDR	3080	134	1043172
<b>White Grain Flush</b>			
D-2868FLTEXDRW0	2868	134	1043197
D-3068FLTEXDRW0	3068	134	1043198

NOVO Model #	Size	Thick.	CSD #
<b>Smooth White Flush</b>			
D-FG1268SMFLSHS	1268	134	1043186
D-FG2068SMFLSHD	2068	134	1043181
D-FG2668SMFLSHD	2668	134	1043182
D-FG2868SMFLSHD	2868	134	1043183
D-FG3068SMFLSHD	3068	134	1043184
D-FG3068SMFLSCO	3068	134	1052767
D-FG1280SMFLSHS	1280	134	1043190
D-FG2680SMFLSHD	2680	134	1043187
D-FG2880SMFLSHD	2880	134	1043188
D-FG3080SMFLSHD	3080	134	1043189

NOVO Model #	Size	Thick.	CSD #
<b>Smooth White Flush with 23" x 65" cutout for glass inserts (shown above)</b>			
D-FG3068SMFLSCO**	3068	134	1052767

Top of Door to top of Cutout is 5"

## Proper Door Finishing:

Follow manufacturer's instructions of finish products you choose. Make sure they are appropriate for the environment and conditions the door will be installed in. (i.e. indoor bathroom or laundry may include high moisture or humidity. Exterior doors must have exterior finishes.) All exposed door surfaces need finish applied including underside, top and both edges of door, plus any part of stile or rail that had to be trimmed for fit. Primed doors that have been trimmed must have exposed areas re-primed before finishes are to be applied.

## Wood Doors

Follow manufacturer's instructions on amount of time interior wood doors need to be exposed to installed location environment before applying finishes. Use proper recommended finishes for exterior doors.

## Warranty


Immediately inform your distributor of any obvious manufacturer defect or product damage so the dealer or distributor may take the appropriate action to rectify the situation for you.

Manufacturer warranties vary and apply to the construction of the door only. Warranties depend on proper finish application and installation; they do not cover third party finishes, hardware or accessories. Please contact your dealer or distributor for detailed warranty information.

# Doors Openings | Jambs



Trim Guide



Back Bevel Eased edge

MODEL #	SKU #	DESCRIPTION	SIZE	LENGTH
<b>SPECIES</b>				
<b>FINGER JOINT</b>				
J-S458FJ-81	1029603	TRIM GUIDE	11/16 x 4-5/8	81"
J-S458FJ-81.5	1029606			81-1/2"
J-S458FJ-97	1029609			97"
J-S458FJ-97.5	1040150			97-1/2"
J-S478FJ-81	1029649	TRIM GUIDE	11/16 x 4-7/8	81"
J-S478FJ-81.5	1029650			81-1/2"
J-S478FJ-97	1029652			97"
J-S478FJ-97.5	1029653			97-1/2"
J-S658FJ-81	1029704	TRIM GUIDE	11/16 x 6-5/8	81"
J-S658FJ-81.5	1029705			81-1/2"
J-S658FJ-97	1029706			97"
J-S658FJ-97.5	1029707			97-1/2"
J-S458FJBB-81	1029612	3° BACK BEVEL EASED EDGE	11/16 x 4-5/8	81"
J-S458FJBB-81.5	1029613			81-1/2"
J-S458FJBB-97	1029614			97"
<b>PRIMED FJ</b>				
J-S458PR-81	1029623	TRIM GUIDE	11/16 x 4-5/8	81"
J-S458PR-97	1029625			97"
J-S478PR-81	1029654		11/16 x 4-7/8	81"
J-S658PR-81	1029708		11/16 x 6-5/8	81"
J-S658PR-97	1029709			97"
<b>PRIMED FJ JAMBS - (SHRINK WRAPPED)</b>				
J-L458PR	1029466	TRIM GUIDE (1 PIECE)	11/16 x 4-5/8	81"
J-30458PR	1030890	TRIM GUIDE (1 PAIR W/ 3-0 HEADER)		81"
<b>VENEER</b>				
J-S458V-81	1029632	TRIM GUIDE	11/16 x 4-5/8	81"
J-S458V-81.5	1029633			81-1/2"
J-S458V-97	1029634			97"
J-S458V-97.5	1029635		11/16 x 6-5/8	97-1/2"
J-S658V-81.5	1029714			81-1/2"
J-S658V-97	1029715			97"
J-S658V-97.5	1029716		97-1/2"	
J-S458VBB-81	1029636	3° BACK BEVEL EASED EDGE	11/16 x 4-5/8	81"
J-S458VBB-81.5	1029637			81-1/2"
<b>VENEER JAMBS - (SHRINK WRAPPED)</b>				
J-L458	1029464	TRIM GUIDE (1 SIDE ONLY)	11/16 x 4-5/8	
<b>KNOTTY ALDER</b>				
H-KA458-81.5	1029266	TRIM GUIDE	3/4 x 4-5/8	81-1/2"
H-KA458-97.5	1029269			97-1/2"
H-KA658-81.5	1040088	TRIM GUIDE	3/4 x 6-5/8	81-1/2"
H-KA658-97.5	1029277			97-1/2"

# Sweeps | Weather Stripping | Shims

04-5775-3534B	1038167	DR SWEEP 35-3/4 FIN TY		
XF-S68WS	1039596	Bronze	6/8 (81")	
XF-S97BRNWS	1039600	Bronze	8/0 (97")	
MC-SHIMS	1031730	WOOD SHIMS 36 PK		

All lengths subject to availability. Flex-trim sold in cartons only. All solid moulding 6'-16' random lengths. RL-Random Lengths.



# Doors Openings | Frames




MODEL #	SKU #	SPECIES	HANDING	LENGTHS
<b>FRAME SIZE</b>				
<b>1-1/4 X 4-5/8 FRAMES</b>				
F-L458AKLH	1024532	SOLID	LH	* 82-34"
F-L458AKRH	1024535	SOLID	RH	* 82-34"
F-L458FJKLH	1024592	PRIMED FJ	LH	* 82-34"
F-L458FJKRH	1024600	PRIMED FJ	RH	* 82-34"
F-L458FJKWSLH	1024623	PRIMED FJ	LH w/weatherstrip	* 82-34"
F-L458FJKWSRH	1024624	PRIMED FJ	RH w/weatherstrip	* 82-3/4"
H-KA458K	1029270	KNOTTY ALDER	—	** 86"
F-L45880AKLH	1025979	SOLID	LH	* 100"
F-L45880AKRH	1025980	SOLID	RH	* 100"
F-L45880FJKLH	1026004	PRIMED FJ	LH	* 100"
F-L45880FJKRH	1026007	PRIMED FJ	RH	* 100"
H-KA4588K	1029267	KNOTTY ALDER	—	** 102"
F-CL458192FJK	1025687	PRIMED FJ	—	* 16'
<b>1-1/4 X 6-5/8 FRAMES</b>				
F-L658FJKLH	1026478	PRIMED FJ	LH	* 82-34"
F-L658FJKRH	1026481	PRIMED FJ	RH	* 82-34"
H-KA658K	1029278	KNOTTY ALDER	—	* 86"
F-L65880AKLH	1026376	SOLID	LH	* 100"
F-L65880AKRH	1026377	SOLID	RH	* 100"
F-L65880FJKLH	1026402	PRIMED FJ	LH	* 100"
F-L65880FJKRH	1026407	PRIMED FJ	RH	* 100"
H-KA6588K	1029275	KNOTTY ALDER	—	** 102"
F-CL658192FJK	1025700	PRIMED FJ	—	* 16'
<b>1-1/4 X 6-9/16 FRAMES</b>				
F-M80658K	1025405	MERANTI	—	** 100"
<b>PRIMED FJ FRAMES PRE-PACKAGED</b>				
F-30458FJWS	1022907	PRIMED FJ	RH/LH w/header	* 82-3/4"
F-L458FJWS	1024642	PRIMED FJ	1pc weatherstripped	* 82-3/4"
All stock frames have head dados, no sill dados, All stock frames have square cut on bottom				
All Knotty Alder frames have square cut both ends, not dado				
* Kerf w/head dado ** Kerf only				

# Doors Openings | Composite Frames



MODEL #	SKU #	SPECIES	DESCRIPTION	HANDING	LENGTHS
<b>FRAME SIZE</b>					
<b>1-1/4 X 4-5/8 COMPOSITE FRAMES</b>					
D-PF45868LH82PRM	1052801	PRIMED COMPOSITE	Kerfed Frame With Head Dado 82" OA / 5 Degree	LH	* 82"
D-PF45868RH82PRM	1052802	PRIMED COMPOSITE	Kerfed Frame With Head Dado 82" OA / 5 Degree	RH	* 82"
D-PF45868LH82OAK	1052811	OAK COMPOSITE	Kerfed Frame With Head Dado 82" OA / 5 Degree	LH	* 82"
D-FP45868RH82OAK	1052812	OAK COMPOSITE	Kerfed Frame With Head Dado 82" OA / 5 Degree	RH	* 82"
D-PF45880LH98PRM	1052805	PRIMED COMPOSITE	Kerfed Frame With Head Dado 98" OA / 5 Degree	LH	* 98"
D-PF45880RH98PRM	1052806	PRIMED COMPOSITE	Kerfed Frame With Head Dado 98" OA / 5 Degree	RH	* 98"
D-PF45880LH98OAK	1052815	OAK COMPOSITE	Kerfed Frame With Head Dado 98" OA / 5 Degree	LH	* 98"
D-PF45880RH98OAK	1052816	OAK COMPOSITE	Kerfed Frame With Head Dado 98" OA / 5 Degree	RH	* 98"
<b>1-1/4 X 6-5/8 COMPOSITE FRAMES</b>					
D-PF65868LH82PRM	1052803	PRIMED COMPOSITE	Kerfed Frame With Head Dado 82" OA / 5 Degree	LH	* 82"
D-PF65868RH82PRM	1052804	PRIMED COMPOSITE	Kerfed Frame With Head Dado 82" OA / 5 Degree	RH	* 82"
D-PF65868LH82OAK	1052811	OAK COMPOSITE	Kerfed Frame With Head Dado 82" OA / 5 Degree	LH	* 82"
D-PF65868RH82OAK	1052812	OAK COMPOSITE	Kerfed Frame With Head Dado 82" OA / 5 Degree	RH	* 82"
D-PF68880LH98PRM	1052813	PRIMED COMPOSITE	Kerfed Frame With Head Dado 98" OA / 5 Degree	LH	* 98"
D-PF68880RH98PRM	1052814	PRIMED COMPOSITE	Kerfed Frame With Head Dado 98" OA / 5 Degree	RH	* 98"
D-PF65880LH98OAK	1052817	OAK COMPOSITE	Kerfed Frame With Head Dado 98" OA / 5 Degree	LH	* 98"
D-FP65880RH98OAK	1052818	OAK COMPOSITE	Kerfed Frame With Head Dado 98" OA / 5 Degree	RH	* 98"
All stock composite frames have head sill dados, All stock frames have square cut on bottom					
* Kerf w/head dado					



# Composite Brick Mould

MODEL #	SKU #	1-1/4 x 2	(L)
D-PF180BRICK102PRM	1052819	PRIMED COMPOSITE	102"
D-PF180BRICK102OAK	1052820	OAK COMPOSITE	102"

All lengths subject to availability. Flex-trim sold in cartons only. All solid moulding 6'-16' random lengths. RL-Random Lengths.



## NOVO Building Products is proud to offer a brand new efficient self-service online portal.



Full access to stocked product pricing



Easily place orders on any desktop or mobile device



Receive order status update



Follow the steps below to sign up today!


1. Locate your Customer Code from the "Ship To" line on your order acknowledgment.
2. Navigate to NOVOBP.com. Go to SIGN IN. Select "Create An Account".
3. Fill in all fields marked with "Required" and select "Create Account".
4. Allow 1 business day for account verification, and then explore the new online portal!






## Mouldings

- Primed FJ Mouldings and Raw FJ Mouldings
- Hardwood Mouldings
- MDF Mouldings
- Flexible Mouldings
- Truckload/Container Dropship Available



## Boards

- Softwood Boards
- Hardwood Boards
- S4S & Eased Edged
- Unfinished, Primed



## Stair Parts

- Wood & Iron Balusters & Newels
- Post to Post Components
- Over the Post Components
- Stock, Special Order, Custom

### Cable Systems/Panel Systems

- Marine Grade 316 Stainless Steel
- Swageless Cable Fittings
- Newels Presized & Predrilled
- Preassembled Panels
- Options for Open Tread, Kneewall & Level Run
- Five rake and 7 level panel widths



## Decorative Millwork


- Decorative Wood Mouldings
- Mantels, Wood Beams
- Decorative Risers
- Stained Boards

### ORNAMENTAL


DECORATIVE MILLWORK  
A NOVO Building Products Company

## Columns

- Poly Round Tapered Smooth
- Poly Round Tapered Fluted
- Poly Classic Square
- Porch Post
- Tuscan Caps & Bases
- Accessories



- Exterior Steel and Fiberglass Entry Doors
- Interior Molded Skin Doors
- Interior Stile & Rail Doors - Knotty Pine, Knotty Alder, Fir
- Interior Shaker Doors
- 1-Lite and Divided Lite Doors
- Major manufacturers including:



For more information  
scan to visit  
[NOVOBP.COM](http://NOVOBP.COM)



# NOVOBP.COM

Explore our comprehensive collections of mouldings, stair parts, boards, and exterior millwork as well as find inspiration for every room in the home.



## Dallas Distribution Center

9209 Old Hickory TR.  
Suite 180  
Dallas, TX 75237

**P: 800-442-3062 | F: 214-905-1233**

© 2024 NOVOBP, Dallas (Rev. 03/24)

NOVO reserves the right to make changes to the products listed in this catalog without notice and without responsibility for existing units. Drawings may not be to exact scale.

For more information  
scan to visit  
NOVOBP.COM

