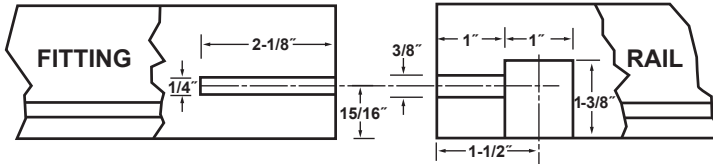



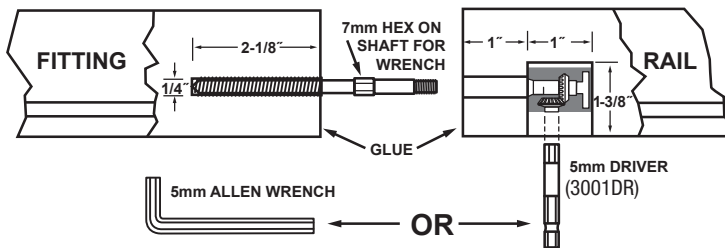


Fitting Connection ZipBolt™ (S-3001SP) Instructions

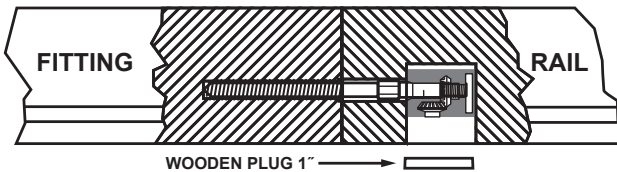
1. Pre-drill your holes. Install ZipBolt™ shaft into fitting with 7mm wrench.



2. Apply thin coat of glue to the meeting ends. Join together, then tightly secure the fittings with the ZipBolt™ gear head using a 5mm driver (Part # 3001-DR) or 5mm allen wrench.



3. Finish with a 1" wood plug (Part # 3000).



Gear Head...
Single piece gear head allows you to tighten your fitting to the rail with a drill driver or allen wrench.