



Decorative Accents Catalog
ornamental.com

accent

details make it yours

When does a house become a home? When you transform it from mere shelter into a place for being alive. Expressing your *joie de vivre* is the aim of all our products. As a leader in architectural and decorative accents, we know the power of details to express a joy for life. To ensure the lasting elegance of those expressions, we are driven by a love of craft, a passion for quality, and a dedication to serving our customers.

TABLE OF CONTENTS

Material	4-5
Promise	6-7
Style	8-9
Decorative Trim and Boards	10-15
Hobby Moulding	16-19
Corbels and Brackets	20-23
Ornaments and Appliques	24-29
Mantels and Floating Shelves	30-31
Wood Beams	32-33
Decorative Stair Parts	34

In a world where much is less than what it seems, we focus on what is real. Nature creates the warmth and textures of the real woods we use for the majority of our products. We hand-select these materials from among the finest wood species. Even the composites we offer honor the origins of the natural material.

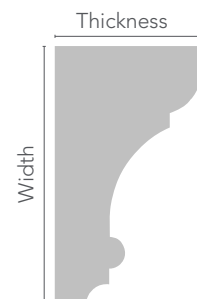

Our contribution comes in artfully letting the natural beauty of these woods shine through. The design and manufacturing skill we bring to our products reflect a sensitivity for the material, as we strive to achieve results that enhance the beauty nature has created.

Nature provides the

material

Throughout our catalog you will see pattern offerings in grayscale so that the natural wood color does not distract from the artistry. Dimensions are displayed in inches with the following key as guides:

Decorative Trim example



Hardwoods: These woods come from deciduous trees that lose their leaves annually. They tend to grow slowly, resulting in a dense, heavy wood and tight grains.

Softwoods: These woods come from conifer trees, which usually remain evergreen. They have needles and cones and are lighter and less dense than hardwoods.

Ornamental can manufacture products out of the variety of wood species shown. Please contact Customer Service for pricing and order requirements.



A man in a blue jacket is working in a pine nursery, tending to rows of young pine trees. The nursery is filled with rows of small pine trees, and the man is focused on his work. The background shows a vast expanse of the nursery under a clear sky.

A responsible & sustainable

promise

We are focused on responsible sourcing and sustainable practices. As we have for years, we are taking tangible steps to preserve and protect Earth's natural resources. We take an active interest in our suppliers, working with them to ensure that our concern for the forests is reflected in how they do business. Our concern extends to the people involved in the production processes, as well as the local communities in which our suppliers operate.



Haute | 3364PK, OMLCA-8, 1329-03SLV, OML15, 1328-03SLV, 41, 846, 940PB, 1712



Modern Farmhouse | RUSTIC3WM, 3095PK, 41, 1535, 10058-4, 53-4, IM-CA110A, OML30A, 1712, OML 16



Boho | 1426, 1262, 1261, 1263



Rustic | BR-0001WM, BEAMGRAY-8WHW5x5, 1248CB, 1536, 917PB, 1537


reach greater harmony



Boho | 1426, 1262, 1261, 1263

Decorative Trim and Boards

Create an impact that is more than meets the eye. Use our Decorative Trim and Boards to express your creativity with combinations that even at first glance speak volumes about your personal style.

















Pattern	Product	W	T	L	Species
Decorative boards	AMAP 1/2X2X96	1 1/2	7/16	96	Ambrosia Maple
	WOAK 1/2x2x96	1 1/2	7/16	96	White Oak
Decorative boards eased edge two sides	1538-8GRAY	1 1/2	7/16	96	Gray Stain
	1538-8BLACK	1 1/2	7/16	96	Black Stain
Decorative boards	AMAP 1/2X4X96	3 1/2	7/16	96	Ambrosia Maple
	WOAK 1/2X4X96	3 1/2	7/16	96	White Oak
Decorative boards eased edge two sides	1536-8GRAY	3 1/2	7/16	96	Gray Stain
	1536-8BLACK	3 1/2	7/16	96	Black Stain
Decorative boards	AMAP 1/2X6X96	5 1/2	7/16	96	Ambrosia Maple
	WOAK 1/2X6X96	5 1/2	7/16	96	White Oak
Decorative boards eased edge two sides	1537-8GRAY	5 1/2	7/16	96	Gray Stain
	1537-8BLACK	5 1/2	7/16	96	Black Stain

All measurements are in inches.

800.779.1135 ornamental.com p.11

Decorative Trim and Boards Continued

Thickness	Width	Pattern	Product	W	T	L	Species
			71-8	1 1/16	7/32	96	WHW
			95-8	1 1/2	7/8	96	WHW
			166-8	7/8	9/32	96	WHW
			184-8	5/8	11/32	96	WHW
			265-8	1	7/32	96	WHW
			311-8	1	7/32	96	WHW
			419-8	1 1/4	5/16	96	WHW
			425-8	1 3/4	11/32	96	WHW
			426-8	1 5/16	3/8	96	WHW
			668-8	1 5/16	15/32	96	WHW
			681-8	1	9/16	96	WHW
			990-8	2 1/2	11/32	96	WHW
			1167-8	7/8	3/8	96	WHW
			1425-8	7/8	3/8	96	WHW

Thickness	Width	Pattern	Product	W	T	L	Species
			1811-8	3/4	1/2	96	WHW
			1831-8	1 3/8	1/2	96	WHW
			1832-8	3/4	3/8	96	WHW
			1159	1 1/4	3/8	96	WHW, Oak
			1160	11/16	5/16	96	WHW, Oak
			1260	11/16	5/16	96	WHW, Oak
			1460	11/16	5/16	96	WHW, Oak
			1560	11/16	5/16	96	WHW, Oak
			468	3/4	1/2	96	Maple
			469	3/4	7/32	96	Maple
			478	3/4	3/16	96	Maple
			2002/2	11/16	9/32	96	WHW
	2024/2		19/32	1/4	96	WHW	
	2027/2		1 1/16	7/16	96	WHW	

Decorative Trim and Boards Continued
































Image	Thickness	Pattern	Product	W	T	L	Species
		Dental trim	5022	7/8	5/16	96	WHW
		Dental trim	5255	1 3/16	11/32	96	WHW
		Shelf edge trim	OML116	3/4	7/16	96	WHW
		Shelf edge trim	1426	3/4	3/8	96	WHW
		Colonial trim	40	11/16	5/16	96	WHW, Oak
		Colonial trim	589	1 1/4	3/8	96	WHW, Oak
		Colonial trim	41	13/32	1/4	96	WHW, Oak
		Colonial trim	53	3/8	3/16	96	WHW
		Picture frame trim	1206P	1 1/16	1/2	96	WHW
		Picture frame trim	1207P	1 3/4	1/2	96	WHW
		Picture frame trim	1208P	2 1/2	1/2	96	WHW
		Picture frame trim	10039	1 1/16	27/32	96	WHW
		Rondele trim	1603-8	3/4	7/16	96	WHW

Image	Thickness	Pattern	Product	W	T	L	Species
		Celtic trim	1607-8	3/4	7/16	96	WHW
		Whimsey trim	1611-8	3/4	7/16	96	WHW
		Clean scroll trim	1615-8	3/4	7/16	96	WHW
		Loose weave trim	1619-8	3/4	7/16	96	WHW
		Wave trim	1623-8	3/4	7/16	96	WHW
		Cracked Ice trim	1627-8	3/4	7/16	96	WHW
		Rope moulding trim	6011/2-8FT	7/16	3/16	96	Cherry, Maple, Oak
		Rope moulding trim	6019/2-8FT	3/4	11/32	96	Cherry, Maple, Oak
		Rope moulding trim	6035/2-8FT	1 5/16	19/32	96	Cherry, Maple, Oak
		Rope moulding trim	6117/2-8FT	11/16	5/16	96	Cherry, Maple, Oak
		Egg and dart bead gesso, versailles primed	V149RMO	1 9/32	21/32	96	Pine
		Rope -gesso, versailles primed	V18RMO	1 9/32	21/32	96	Pine
		Rope -gesso, versailles primed	V168GRO	1	19/32	96	Pine











achieve finer effects



Modern Farmhouse | RUSTIC3WM, 3095PK, 41, 1535, 10058-4, 53-4, IM-CA110A, OML30A, 1712, OML 16

Hobby Moulding

Details are essential tools for expression whether on the large scale of a home or the exacting delicacy of a miniature house model. Our Hobby Mouldings help you complete these small worlds to stunning effect.













	Thickness	Pattern	Product	W	T	L	Species
		Wrought look insert black	1327L-4BLK	15/16	1/4	48	WHW
		Black pyramid insert	1334L-4BLK	1/2	5/16	48	WHW
		Gold pyramid insert	1334L-4GLD	1/2	5/16	48	WHW
		Gold rope insert	1335L-4GLD	15/32	7/32	48	WHW
		Silver lamb's tongue insert	94AL-4SLV	1/2	1/4	48	WHW

All measurements are in inches.

800.779.1135 ornamental.com p.17

Hobby Moulding Continued

Pattern	Product	W	T	L	Species
 O/s corner 3/8 x 3/8 whw	10057-4WHW	3/8	3/8	48	WHW, Oak
 Cove 3/8x3/8	10058-4WHW	1/2	1/2	48	WHW, Oak
 Quarter round 3/8x0.719	10059-4WHW	22/32	3/8	48	WHW, Oak
 Rondele trim	1602-4WHW	1 3/4	1/2	48	WHW
 Rondele trim	1603-4WHW	3/4	7/16	48	WHW
 Celtic trim	1607-4WHW	3/4	7/16	48	WHW
 Whimsey trim	1611-4WHW	3/4	7/16	48	WHW
 Clean scroll trim	1615-4WHW	3/4	7/16	48	WHW
 Loose weave trim	1619-4WHW	3/4	7/16	48	WHW
 Wave trim	1622-4WHW	1 3/4	1/2	48	WHW
 Wave trim	1623-4WHW	3/4	7/16	48	WHW
 Cracked ice trim	1627-4WHW	3/4	7/16	48	WHW
 Colonial trim	53-4	3/8	3/16	48	WHW

Pattern	Product	W	T	L	Species
 Shelf edge trim	1426-4	3/4	3/8	48	WHW, Oak
 Sausage and dart trim	184-4	5/8	11/32	48	WHW, Oak
 Sausage and bead embossed colonial trim	1160-4	11/16	5/16	48	WHW, Oak
 Bead embossed colonial trim	1159-4	1 1/4	3/8	48	Maple
 Rope twist trim	2024/2-4	19/32	1/4	48	Maple
 Egg and dart trim	468-4	3/4	1/2	48	Maple
 Greek key trim	469-4	3/4	7/32	48	WHW
 Egg & dart trim	478-4	3/4	3/16	48	WHW
 Rope trim	6117/2-4	11/16	5/16	48	WHW
 Scribe trim	10345-4	3/4	1/4	48	WHW
 Dentil trim	5475-4	3/4	3/8	48	WHW
 Colonial trim	40-4	11/16	5/16	48	WHW



select lovelier support



Rustic | BR-0001WM, BEAMGRAY-8WHW5x5, 1248C, 1536, 917PB, 1537

Corbels and Brackets

Often, the more clear-cut the function, the greater the opportunity to infuse beauty. Our Corbels and Brackets provide strong support for countertops and shelves with an elegance that is instantly apparent.



Pattern	Product	W	T	L	Species
Transitional shelf support with black	BR-0001WM	9	3	9	Ambrosia maple



Transitional shelf support	BR-0002WM	9	3	12	Ambrosia maple
----------------------------	------------------	---	---	----	----------------

Corbels and Brackets Continued



Pattern	Product	W	D	L	Species
Grape corbel	OMLCA-2	5 1/16	5 5/8	10 1/8	Maple
	OMLCA-7	3 5/16	3 7/8	6 3/4	



Acanthus leaf	OMLCA-1	3 9/16	3 3/4	12 11/16	Maple
	OMLCA-6	2 3/8	2 3/8	8 1/2	



Classic	OMLCA-8	4 13/16	5 11/16	9 3/4	Maple
---------	----------------	---------	---------	-------	-------



Shelf bracket	IM-BR5.75X9MAPLE	1 3/4	5 3/4	9	Maple
---------------	-------------------------	-------	-------	---	-------



Shelf bracket	BR-4X6	7/8	4 15/16	6 1/4	Pine
---------------	---------------	-----	---------	-------	------



Shelf bracket	BRSCROLL	1 1/2	7	7	Pine
---------------	-----------------	-------	---	---	------



Pattern	Product	W	D	L	Species
Fan/corner bracket	SC12	1 1/2	10 1/2	12	Pine



Counter support bracket	CTS113	2 1/2	9 1/4	11 1/4	Pine
-------------------------	---------------	-------	-------	--------	------



Bar corbel	IM-CA110A	3	8	12	Maple
------------	------------------	---	---	----	-------



Counter support bracket	IM-CTS112A	2 1/2	9 1/4	9 1/4	Maple
-------------------------	-------------------	-------	-------	-------	-------



Plain corbel	IM-CA70	3	6 1/2	12	Maple
--------------	----------------	---	-------	----	-------



Painted white corbel	IM-CA70WHITE	3	6 1/2	12	Maple
----------------------	---------------------	---	-------	----	-------



Haute | 3364PK, OMLCA-8, 41, 846, 1712

Ornaments and Appliques

Embellishment in various styles distinguishes the character of rooms, furniture, and fireplaces. Our Ornaments and Appliques give you the freedom to embellish for the sole purpose of expressing your style.



Pattern	Product	L	W	Species
Empire center onlay	3364A	16 11/16	3 1/2	WHW



Acanthus scrolls	3017PK	5 1/4	1 3/4	WHW
------------------	---------------	-------	-------	-----

Ornaments and Appliques Continued



Pattern	Product	L	W	Species
Leaf onlay	3095PK	12	2 1/4	WHW



Laurel onlay	3154PK	9 9/16	1 1/4	WHW
--------------	---------------	--------	-------	-----



Leaf onlay	3359PK	9	2 7/16	WHW
------------	---------------	---	--------	-----



Three blossom onlay	3174PK	9 3/4	2 1/16	WHW
---------------------	---------------	-------	--------	-----



Acanthus corner	3319PK	3 3/4	3 3/4	WHW
-----------------	---------------	-------	-------	-----



Edwardian clover	3300PK	5 1/4	4 1/4	WHW
------------------	---------------	-------	-------	-----



Urn	3088PK	4 3/4	4	WHW
-----	---------------	-------	---	-----



Pattern	Product	L	W	Species
Acanthus large drop	3011PK	4 5/8	9 3/8	WHW



Floral corner	3087PK	3 3/8	3 3/8	WHW
---------------	---------------	-------	-------	-----



Victorian rosette	3202PK	5 1/4	5 1/4	WHW
-------------------	---------------	-------	-------	-----



Acanthus small drop	3005PK	2 1/8	6 1/2	WHW
---------------------	---------------	-------	-------	-----



Acanthus square	3440PK	2	2	WHW
-----------------	---------------	---	---	-----



Acanthus oval	3322PK	5 1/2	2 3/4	WHW
---------------	---------------	-------	-------	-----



Fleur-de-lis	4699PK	2 3/4	3	WHW
--------------	---------------	-------	---	-----

Ornaments and Appliques Continued



Pattern	Product	L	W	Species
Tudor rose	3100PK	1 1/2	1 1/2	WHW



Star	13746PK	2 7/32	2 1/16	WHW
------	----------------	--------	--------	-----



Acanthus crown	13802PK	23 5/8	7 11/16	WHW
----------------	----------------	--------	---------	-----



Grape cluster	14023PK	3 1/4	5 1/2	WHW
---------------	----------------	-------	-------	-----



Acanthus center	14020PK	22	5 3/8	WHW
-----------------	----------------	----	-------	-----



Grape center	14022PK	20 3/8	5 3/8	WHW
--------------	----------------	--------	-------	-----



Garland	13800PK	21 1/4	3 3/8	WHW
---------	----------------	--------	-------	-----



Pattern	Product	L	W	Species
Small shell	13803PK	5 1/2	4 1/8	WHW



Swag	13801PK	13 9/16	4 11/16	WHW
------	----------------	---------	---------	-----



Large rosette	13640PK	12 15/16	5 3/16	WHW
---------------	----------------	----------	--------	-----



Small rosette	13641PK	3 5/16	5 3/4	WHW
---------------	----------------	--------	-------	-----



Tudor rose	3003PK	2 1/2	2 1/2	WHW
------------	---------------	-------	-------	-----



Leaf scrolls	3074PK	10 9/16	1 7/8	WHW
--------------	---------------	---------	-------	-----



Acanthus rosettes	14021PK	3 1/2	5 1/2	WHW
-------------------	----------------	-------	-------	-----



attain
higher
beauty



Contemporary | **RUSTIC5WM** | As seen on the @ChrisLovesJulia Fullmer House project

Mantels and Floating Shelves

Whenever people enter a room, their eyes instantly take stock of the space. Reward their gaze with our Mantels and Floating Shelves, which marry function with details that convey a discerning sensibility.



Pattern	Product	H	D	L	Species
3 Ft. Mantel	RUSTIC3WM	5	7	36	Rustic maple
4 Ft. Mantel	RUSTIC4WM	5	7	48	
5 Ft. Mantel	RUSTIC5WM	5	7	60	
6 Ft. Mantel	RUSTIC6WM	5	7	72	



3 Ft. Mantel with insert	RUSTIC3WM-01BK	5	7	36	Rustic maple with aspen insert
4 Ft. Mantel with insert	RUSTIC4WM-01BK	5	7	48	
5 Ft. Mantel with insert	RUSTIC5WM-01BK	5	7	60	
6 Ft. Mantel with insert	RUSTIC6WM-01BK	5	7	72	



4 Ft. Mantel	CLASSIC4WHW	3 3/4	7 3/4	48	WHW
5 Ft. Mantel	CLASSIC5WHW	3 3/4	7 3/4	60	WHW
6 Ft. Mantel	CLASSIC6WHW	3 3/4	7 3/4	72	WHW



5 Ft. Mantel	CLASSIC5OAK	3 3/4	7 3/4	60	Oak
6 Ft. Mantel	CLASSIC6OAK	3 3/4	7 3/4	72	Oak

All measurements are in inches.

800.779.1135 ornamental.com p.31



Rustic | BEAMGRAY-8WHW5X5 + BEAMGRAY-8WHW5X3 + BR-0003MTL

Wood Beams

Practical elements like ceiling beams and wooden stairs are prime places for expressing your style. Our Wood Beams and Decorative Stair Parts give you the tools to achieve drama or convey delicate detailing.



Pattern	Product	H	W	L	Species
Prefinished gray beam	BEAMGRAY-8WHW5X3	3	5	96	Gray WHW
Prefinished gray beam	BEAMGRAY-8WHW5x5	5	5	96	Gray WHW

Rustic maple beam	BEAMRUSTIC-8WM5x3	3	5	96	Rustic maple
Wood beam	BEAMRUSTIC-8WM5x5	5	5	96	Rustic maple


3 inch metal beam-band/bracket	BR-0003MTL	3 ⁹ / ₆₄	1 1/2	6 ⁷ / ₁₆	Metal
5 inch metal beam-band/bracket	BR-0005MTL	5 ¹⁷ / ₆₄	1 1/2	6 ⁵ / ₁₆	Metal




Modern Farmhouse | PD001MD742PRIM


Decorative Stair Parts

Pattern	Product	H	W	T	Species
Primed reversible decorative stair riser	PD001MD742PRIM	7 1/2	42	11/32	MDF
	PD001MD748PRIM	7 1/2	48	11/32	MDF



Primed reversible decorative oak stair riser	PD002OAK742PRIM1	7 1/2	42	11/32	Oak/Prime
	PD002OAK748PRIM1	7 1/2	48	11/32	Oak/Prime





Experience the beauty
of wood, enhanced by
our artistry.

3804 Comanche Road
Archdale NC 27263
U.S.A.

ornamental.com
e: sales@ornamental.com
p: 800 779 1135
F: 336 431 9104

© 2020 Ornamental Co. ACCENT20-1

Ornamental reserves the right to make changes to the products listed in this catalog without notice and without responsibility for existing units. Drawings may not be to exact scale.

01/20